

Prairie Star Press

Prairie Star Quilt Guild
St. Charles, IL

Volume XLV
PSQG website: psqg.org

Issue #5
November/December 2023

WE NEED YOU!

There's so much going on in the quilt world these days. Houston just finished up and manufacturers have been showing new products and fabrics. There are quite a few local quilt shows, and I hear many of you are off on retreats and joining bees. We are so fortunate to be in an area where day-trips are doable, and of course we belong to the best guild around that has so much to offer. There are opportunities to volunteer—Quilts of Valor, port pillows, kids quilts for various agencies, and the list goes on and on. We have wonderful speakers and workshops.



Because we have so much going on, we need your help! Effective immediately, we will not be contracting more speakers until someone steps up for the position of 2024 Contracts/Programs. We are booked through June and then it stops. You, with a partner or bee, can take on this job. Speakers are contracted 6 to 9 months ahead of time. Please, seriously consider taking the Contracts position! Our guild is only as good as its members. We Need You!

On a different note, the library vote was 76 to 35 to stay where we are and close the library. That being said, we are still looking for ways to utilize our library. Thank you to our librarians who have done a wonderful job.

Our next newsletter will be out in January, so blessings to you in this coming holiday season. Happy Thanksgiving and Happy Holidays.

- Cindy K. President

In this issue:

We Need You!	1
Updates & Reminders	2-5
Upcoming Programs	6-7
Spotlight	8
You're invited	9
Birthdays & Board Members	9

Upcoming Guild Meetings:

November 27, 2023 at 7 pm
November 28, 2023 at 9:30 am

NO MEETINGS IN DECEMBER
HAPPY HOLIDAYS!

All meetings at Congregational United Church of Christ unless otherwise noted.

*Congregational United
Church of Christ
40W451 Fox Mill Blvd.
St. Charles, IL*

*Meetings via Zoom will
resume in January.
Watch your email for the link.*

Next Newsletter Deadline:

Thursday, January 11, 2024.

Send info to Melanie Murphy at melaniemakeups@gmail.com.

COMMUNITY PROJECTS

Thank you so much for all you do for our Community! Make sure to check out tutorials on the website or stop by the Community Projects table at the meetings to ask questions, see project samples, or pick up a kit or two.

Rita P. informs us that Quilts of Valor are in the busiest time of their mission. By the end of month they will have scheduled to award 95 quilts! On behalf of the veterans, she relays “thank all those involved with these quilts”. When you submit a QoV quilt, please attach a slip with your name and city to be added to the label. Contact Rita if you have questions or would like to stop by to help at the Moose Lodge in St. Charles on the 1st Tuesdays or at the VFW in Montgomery on the 3rd Tuesdays.

NICU isolette covers, fidget quilts, and marble mazes are always in need! Kits are available or you can check out the PSQG Community Projects webpage for videos and size requirements. Marianjoy Rehabilitation Hospital is delighted with and appreciative of the fidget quilts and marble mazes that you’ve made. Thank you to all who’ve

submitted your finished projects. Contact Linda S.

Thank you to all the incredible supporters of our Quilts for Kids Program. The guild has donated over 600 quilts to Central DuPage Hospital and Shriners Children’s Hospital of Chicago in 2023. Batting donations are always welcome, and there is a need to make neutral quilts for older kiddos.

Please read the article in this newsletter for the details about the 2nd Design It-Make It-Give It Event on Black Friday, November 24th. Stop in to make shirting and flannel fabric kits. Or you can request a sports themed quilt kit prior to the event, and we’ll have it ready for you when you arrive. You can bring your sewing machine and piece a quilt while you’re there or take it home to work on. Sandi will be available at the event to show you how easy it is to put a sports themed quilt together. Contact Sandi W.

Finished 3’ x 6’ mats for the homeless are still being collected! If you don’t crochet, how about doing some recycling and making balls of Plarn for those who do? Contact Joyce J.

Got scraps to fill a pet bed? Peggy B. has kindly offered to make pet bed kits for the guild. THANK YOU, Peggy! **PLEASE note that we’ve been informed that Anderson Animal Shelter in South Elgin is no longer accepting pet beds.** We are not collecting dog beds. Please drop off your completed dog beds at a shelter or foster near you. The list on the website has been updated with the recent change.

Port pillows – We are grateful for your continued support in making port pillows. Port pillows provide relief to chemotherapy patients. They are attached to the underside of a crossbody seatbelt and positioned over the patient’s infusion port. Port pillows will be given to Phil’s Friends, a local organization that supports those affected by cancer. Kits are available, although you can also use fabric, stuffing, and hook and loop from your own stash. Contact Sandy A.

Not sure who to contact? You can email Community Projects via email right on the PSQG website! Your message will be forwarded to the appropriate project leader.



UPCOMING RETREATS

The Virtual Zoom Retreats continue on the 4th weekend of every month, Saturday and Sunday.

The next chat is November 25 & 26. [Email activities to sign up](#) and receive your zoom invitation. Come join in on the fun!

PSQG'S 2ND DESIGN IT-MAKE IT-GIVE IT EVENT!

**Black Friday, November 24
10 a.m. to 6 p.m.**

**Would you prefer to come earlier
than 10 am or stay later than 6 pm?**

Let us know!

University of Illinois Extension

535 S Randall Rd

St. Charles, IL 60174

Want to get out of the house? Need something to do? No Money for Shopping?

No Patience for visiting relatives? Looking for something to do
with an older Child/Grandchild? Like free events?

The name says it all; you can design or plan out an item,
take it home, complete it, and then give it to the
guild for distribution to charities or for the Quilt Show Boutique.

OR

Bring your own machine and sew up an easy
sports-themed quilt top from a ready to sew kit.

OR

You can help us make Quilt Kits for others to sew
from the Community Projects Shirting & Flannel Stash.

**Please let us know if you want to come
to sew so we have a kit ready for you.**

Email CommunityProjects@psqg.org or Call/Text Sandi W.

Bring your creativity, rotary cutter, and, if you like, your favorite cutting mat and ruler.
Fabrics, kits, design aids, sample quilt layouts, free patterns, and more will be available.

The guild will provide cutting and ironing stations, but you can bring your own.

A reminder will be sent by email the weekend prior to the event.

Questions?

Contact CommunityProjects@psqg.org

QUILT SHOW 2024

This is the news you've been waiting for. It's time to start collecting some things for the show. This is our last newsletter before we take our winter break from in-person meetings. While you're staying out of the cold, why not do a little gathering and prep work so you're ready with some donations when we meet again in March 2024.

Boutique

The Holidays are upon us as we turned our Calendars to November! While you're making your list & checking it twice for all the homemade gifts you're making for family and friends, we ask you to add the Quilt Show Boutique to your list! The more items we have the better, so please make one more for us to see and sell!! Think of items that you would love to get from a friend; that is what we are seeking. Any questions, feel free to contact me. Thanks in advance for your creativity, help, and contributions. Contact Sheryl Appleberry, Boutique Chair.

Books, etc.

Time to clean your sewing room! Company coming for the holidays? Nowhere to put that fabric you just bought? Now is the time to start donating your old books, magazines and patterns to the Quilt Show for us to sell and for others to enjoy.

From past Quilt Shows, we have learned that not all books and magazines will sell.

We are limiting donations to newer books, which are books with copyrights from 2000 through 2023. We have found that the premium quilting magazines, art quilting magazines, and foreign magazines will sell.

We are limiting donations of magazines to include ones like Quiltmania, Simply Moderne, Simply Vintage, Quilting Arts, Piecework, and magazines from other countries like Today's Quilter, Love Patchwork and Quilting, Quilter's Companion, and Make Modern. We will accept any patterns, but they must be complete.

There are a few exceptions to these rules. Please ask if you have any questions.

We will be accepting donations at both Guild meetings in November, as well as all in-person Guild meetings in 2024, through September. Bring donations to the Opportunity Quilt table or let us know and we will get them from your car. Any questions? Contact Liz Fitzgerald.

Quilty Items

It is time to start gathering quilty items to donate for the 2024 quilt show. Items should be gently used; rulers, sewing supplies, and quilt-related gift items are all welcome. There will be a box at the November meeting. Donations will re-start in March. Start collecting your trinkets to be sold at the quilt show. Contact Barb Tuman and Heidi Clayton.

Fabric Resale

For the 2024 Quilt Show Fabric Resale **we will start collecting at the March meeting**. Many hands make light work, and we are asking you to help us prep your donation over the winter.

Rather than bringing in your donation and dropping it in a car, we are asking members to prep your fabric donations so they are nearly ready for sale.

For your convenience, here is a [link to a PDF](#) you can keep in your sewing room. We'll also have printed copies available at the meetings.

Steps to fabric prep

- Fold fabric with the right side out, selvages together.
- Measure fabric along the selvage to determine the category. Trim any long strings. It's okay to leave tails as a bonus to our shoppers. They will thank you later when they need just a little bit more for one block.
- Clearly note the measurement on a small piece of paper, and attach the note with a safety pin or staple to the selvage edge. If you have several pieces that are the same length, feel free to bundle them with one large note for all.
- Bring your donations starting in March.

Sorting

Once you've prepped your fabrics, sort them into groupings based on the following:

QUILT SHOW 2024, CONTINUED

Yardage:

- Short yardage – more than 2.5” but less than 18”
- Half Yards – 18” but less than 36”
- Full Yards – 36” but less than 54”
- Yardage – over 54” (1.5 yards)

At the March meeting we will also be collecting the following items. Please sort based on the criteria listed:

Precuts:

- Fat Quarters (Must have one selvage measuring 18”)
- Precut bundles including Fat Quarters (Flannel bundles are welcomed.)
- Other individual precuts items sorted by size

Kits:

- Sealed kits
- Kits opened but not started please make sure it appears all fabrics are included as well as the pattern (or that the pattern information is included), if you’ve “snatched” something from the kit please add a note so as to not disappoint our shoppers.
- UFOs – kindly provide as much information as you can, even if it’s a doodle of the idea you were working on.
- All types of sewing kits are acceptable, not just quilting!

Orphan Blocks

Take a moment and give those orphan blocks a hug with your iron, then send them on their way!

Please use clean, unscented plastic bags, plastic bins, or reusable bags. Reusable bags will be gathered for reuse at the show for our shoppers. If you would like your plastic bin returned, please label with your name.

If you have any questions, concerns, would like to donate fabric but can not prep it all on your own, if you would like to help another member organize their donation, if you have a time-sensitive need to donate fabric prior to the March meeting, please contact Sue Ann R.

BEE KEEPER BUZZ

I plan to get a hold of the contact person of each bee in the next few months to update my information.

Please feel free to come to the Beekeeper table at the November meeting to update the information personally.

We have a new member

who is interested in starting a new bee. She would like to meet in or near Huntley on an evening or weekend schedule. If you are interested in joining, please contact DeeDee Krage or me, Beth Koos.

One of our newer bees, The Stash Buster Bee, has openings

for a few more members. The contact person is Eileen Thurston. Although Eileen plans to head to warmer weather this winter, the other bee members are welcome to continue meeting throughout the winter months.

-- Beth Koos, Beekeeper

ETIQUETTE REMINDERS

In our meeting room, sound echos at an exponential rate. Even a whisper will carry from the back of the room up to the podium. Prepare for the next meeting by keeping these things in mind:

- Silence your phone.
- Arrive on time.

- Be respectful of the speaker. They have taken the time to come and speak to our guild, and we all need to behave accordingly.
- At an in-person meeting, we can't mute you, so don't be surprised if you're asked to eliminate the side chatter.

January and February will be virtual meetings, so remember your online etiquette there as well. Mute yourself when you're not participating in a conversation during a virtual meeting. We will review those rules before the meetings.

UPCOMING PROGRAMS

All programs subject to change. More info & dates on our website.

November 2023

Marisa Márquez Cortezón

January 2024

Katie Pasquini Masopust

February 2024

Kathy Doughty, PM meeting
Scott Fortunoff AM meeting

March 2024

Mary Alice Hart

April 2024

Business Meeting

May 2024, Banquet

Cheryl Sleboda

OUR WEB STORE IS OPEN



Place your order and select pick-up instead of shipping. Susan E. will pick up your order and contact you to make arrangements for delivery. We also have the white travel mugs available. Contact Susan E. if you'd like one.
psqgstore.logofactoryusa.com




MARISA MÁRQUEZ CORTEZÓN: ART QUILTER

Marisa will present a trunk show at both meetings, November 27 & 28.

Marisa has been quilting since 2000, but she did not make her first art quilt until 2014.

After living in the United States for 7 years, Marisa and her husband moved back to Spain to help her parents with their sewing machine business, and as a way to modernize the business, they introduced quilting. Her base is self-taught, traditional quilting, but always by machine.

Marisa started experimenting with ideas, forms, and textures. She decided to create a wall quilt from one of her drawings, and she discovered that she loved creating art quilts.



"I like surreal and symbolic compositions. I found out that I like to create something with hidden objects with a hidden meaning," Marisa commented.

Lately, she likes to use words to express an idea and she is inclined more often towards the abstract. It gives her more freedom to create.

Her quilts have been published in multiple books and magazines.



UPCOMING WORKSHOPS

Our workshops are ready for sign-ups! Find what appeals to you and register ASAP. Remember, if workshops haven't met their minimum number of attendees 30 days in advance, we have to cancel. Don't hesitate to sign up online today or stop by the table at a meeting.

March 2024

Mary Alice Hart will have two workshops. See the website for details.



From Photo to Fabric Dogwood

March 25, 2024

10 am – 4 pm

\$40 + \$5 Kit
Kit payable in class

Congregational United
Church of Christ

May 2024

Cheryl Sleboda will have two workshops. See the website for details.



What in Carnation?

May 21, 2024

9 am – 12 pm

\$30

U of I Extension
535 S Randall Rd
St. Charles, IL

June 2024

Maday Delgado will have two workshops. See the website for details.



The Chaos of Perfection

June 25, 2024

6 pm – 9 pm

\$55 + \$20 Kit Fee = \$75 total

U of I Extension
535 S Randall Rd
St. Charles, IL



Scrappy Play

March 26, 2024

1 – 4 pm

\$25

Congregational United
Church of Christ




Artist Trading Card

May 21, 2024

6 pm – 9 pm

\$30 + \$20 kit fee

U of I Extension
535 S Randall Rd
St. Charles, IL



Improv Curve Piecing without templates

May 26, 2024

9 am – 4 pm

\$75

U of I Extension
535 S Randall Rd
St. Charles, IL

SPOTLIGHT ON THE CONTRACTS/PROGRAMS POSITION

What is it really like to take on the open board position in these modern times? Let's break it down month by month so you know what to expect.

The contracts/programs duties are comprised of two positions. For the first six months, you are the contracts chair. The contracts chair is responsible for finding something of value for the guild to enjoy at the meetings. Typically we have a speaker who teaches at workshops. But that doesn't have to be our program. As the contracts person, if you want to contract with a speaker, you may, but if you would rather arrange for everyone to watch a Missouri Star video about how to fold fabric, you could plan that instead. The power of this position is in deciding what we learn for any given month.

After setting up the calendar of events, you would change to the Programs VP portion of the position. This is the time when you would be the hostess for any speakers you booked, oversee other members who booked a speaker, be responsible for getting materials to the workshops, make sure the treasurer cuts a check for any fees, and things of that nature.

For the upcoming year there are two months that need a program contracted, and one month that needs something fun planned.

Here is a month-by-month calendar of what needs to be done in 2024.

January through May, 2024

Start in the Contracts position and attend the monthly Zoom board meetings. Begin looking for and booking the programs you want to see.

The open months are July, August, and November. Our November 2024 meeting occurs the week of Thanksgiving, and the board decided we would not have a speaker, but we would do something fun.

June

We have a speaker booked and a Bee will host her. As the programs person, you would oversee the event, arrange for any supplies needed, and generally make sure everything runs smoothly.

Our fiscal year begins this month, so a new contracts/programs person would be elected.

July

This is one of the open months that you would fill as contracts person. During July, you would host the speaker you chose or otherwise take care of the event you planned.

The newly elected person would begin planning for June 2025, and beyond.

August

This is one of the open months that you would fill as contracts person. During July, you would host the speaker you chose or otherwise take care of the event you planned.

September

We have a speaker booked and a person to host her. As the programs person, you would oversee the event, arrange for any supplies needed, and generally make sure everything runs smoothly.

October

QUILT SHOW!! All hands on-deck for that event. The meeting is a quilt show review.

November

This is an open month. The meeting falls on the Tuesday before Thanksgiving, so the board thought it would be best to have a fun event. Some ideas are:

- A schoolhouse. Have various members at tables around the room, each teaching a speciality.
- Watching one of our education videos and making that item.
- Game time. Play quilting-related games.

December

No meeting.

Your term would end in December 2024, at which time you would pass the baton to the contracts person. They would now become the Programs VP and carry on.






Chrysanthemum

**NOVEMBER
BIRTH FLOWER**

Friendship
Joy
Happiness



**2023-2024
BOARD
MEMBERS**

President:

Cindy Krelle

Evening VP:

Barb Tuman

Daytime VP:

Susan Egner

Programs VP:

Sue Ann Reiner

Secretary:

Ruthann Heidgerken

Treasurer:

Lori McMahan

Membership:

Aileen Vogel

Newsletter:

Melanie Murphy

Education:

Chris Schwarz & Foxy Beez

Activities:

Nanci McAtee

Media Chair:

Chris Macenski

Bee Keeper:

Beth Koos

Library:

Liz Fitzgerald

Community Projects:

Sheila Cisko

Nominations:

Sandy Andrews

Contracts 2024:

OPEN POSITION

2024 Quilt Show Chairs:

Liz Fitzgerald and Yvonne Richter



Holly

**DECEMBER
BIRTH FLOWER**

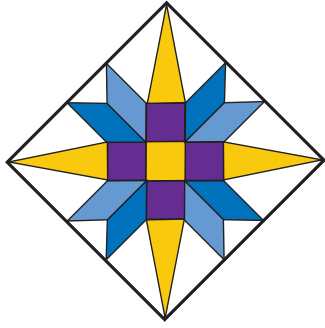
Fertility
Good fortune
Merriment

*Happy Birthday to all our members who have
their special day in October and November.
For privacy, I will no longer list the names here.*

YOU'RE INVITED!

Did you know our board meetings are open for any member to attend? The meetings are held every month we have a guild meeting, on the first Tuesday of the month. To attend, drop the President an email so she can send you the Zoom invitation.

NOVEMBER/DECEMBER 2023 ISSUE



Prairie Star Quilt Guild

P. O. Box 1460

St. Charles, IL 60174-1460

FIRST CLASS MAIL

Dated Material

ADVERTISING RATES

1/8 page \$10/issue (business card size)

1/4 page \$20/issue

1/2 page \$40/issue

Above rates apply to a single issue. A purchase of the same-size ad for a year (10 issues) earns a 10% discount. Ads accepted only for quilting or quilt-related subjects and must be prepaid. Refer to our website for details.

Deadline for ads (getting copy or camera-ready artwork to the Editor) is the first of the month in which you wish the ad to appear. Call or email the Editor if you have any questions.

SUBSCRIPTION INFORMATION

Prairie Star Press Subscription Only Rate: Non-members of PSQG wishing a subscription to the Prairie Star Press may subscribe for \$15/year (10 issues). Make check payable to PSQG and send to PSQG, P.O. Box 1460, St. Charles, IL 60174-1460. PSQG trades complimentary issues of the Prairie Star Press with other guilds upon request.