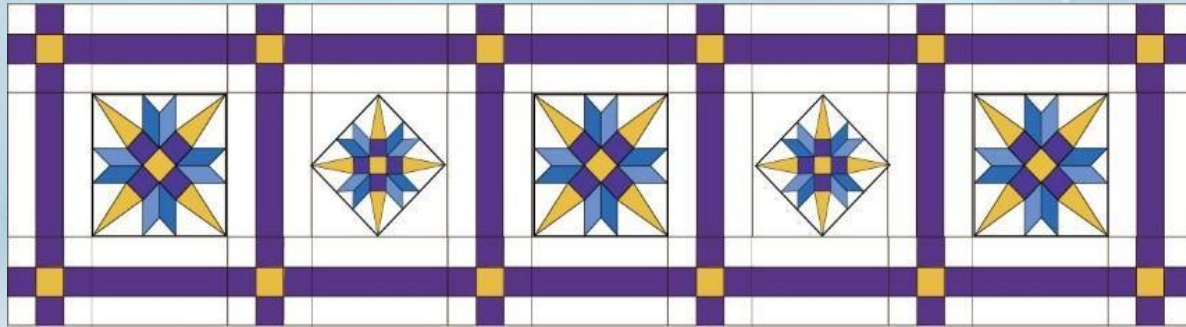


# January 2025 Show & Tell



PSQG-the home of AWESOME QUILTERS

# Denise Gillett- Parchert

Bridal Path, BOM from  
Pieceful Gatherings. Pieced  
and quilted by myself.







## Sheila Cisko

Two projects, the tote and clam shell case, were sewn from kits that Karen S., my SIL and PSQG guild member, gave me many years ago. I purchased the fabrics for the tote at the quilt show fabric sale and the fabric for the clam shell accessory case was a fat quarter purchased in Hawaii some time ago. The quilted divided cup is made from a kit but is an easy-peasy project to duplicate.







## Ann Garvey

The pattern is by Elizabeth Hartman. It was fun to make and I felt like an engineer after following her really wonderful and precise instructions!

I got the fabric from Pressing Matters in Holland MI.

The quilting was done on my domestic machine with a very forgiving all over pattern I made up!

I think I should call this quilt Rhombus Rumpus. A gift for my newest grandchild!







# Melissa O'Brien

Fall Quilt Retreat Completions

Sudoku kit-a mind breaking project was better for me at sewing than solving the pattern itself

Table runner from a kit of quilt of the month

Purchase on previous shopping spree near by  
(of cores it's in purple)







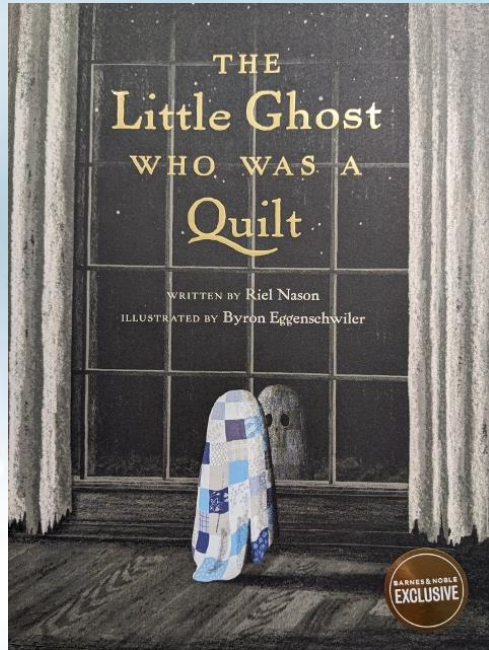


Leaders  
And  
Enders





## Kathy Steere



The timeline:

*Inspiration* - a children's book seen at one of the vendor booths at our show in October. ("The Little Ghost who was a Quilt" by Riel Nason)

*The insanity* - contemplating making three quilts for (this) Christmas. After all, how hard could it be? It's only 6" blocks! (Spoken by someone who clearly is inexperienced with piecing quilts!!)

*The prep* - letting three grandkids (4,6,8) pick fabrics from my stash of brights, juvenile prints, and panels **in November**.

*The reality* - doing the math of how big and how many blocks needed to go into each quilt - which led to...

*The panic* - I started hands-on in December.

*The silver lining* - getting sick enough to stay home but not sick enough to be bedbound let me finish these babies. Yes, all three were completely finished, each with a carrying bag, and gifted on Christmas Eve.


*The takeaway* - spend more time curating fabrics to include solids, neutrals, and limiting how many of each can be selected. My eyes were bleeding with the 4 year old's selections.

*The bottom line* - the kids loved them!





4  
Front  
and  
Back








6 Front

6 Back





8

F  
R  
O  
N  
T

8

B  
A  
C  
K





A tell:

If anyone is interested in learning how to draw, I will be teaching a beginning drawing class at the Morton Arboretum for 6 Saturday mornings starting February 15. (As of Jan 19 there were 11 openings.)  
[mortonarb.org](http://mortonarb.org)



# Cindy Krelle

Out of 4 granddaughters, one (the youngest) is interested in sewing!

This is 7 year old Cora with her first bag!

She chose the fabric from my stash.

Next in line is an apron and table runner.

I am so thrilled!





# Marcia Cameron

This quilt was made in a PSQG workshop given by Pat Speth. I think it was in 2005. The pattern is Woodland Clover.





# Betsy Stoughton

This is a Buttermilk Basin pattern that I modified into Mr. Bingle as a gift for my cousins who live in New Orleans.

Mr. Bingle was the mascot of DH Holmes and now Dillard's department store.







## Ann Stoa

We're having a very belated Christmas with our Texas kids.

My son wanted the Double Zip Bag for travel.

I made a smaller version for my grandson and filled it with toy cars.





## Peggy Benzin

I completed the top from Bonnie Hunter's latest mystery - Our Town. While Bonnie used Red, coral and aqua with all the neutrals, I opted for a Constant Brown batik, dark blue and aqua. It measures approximately 79x79" - Bonnie mentioned you would need to "ease" to do the 3 borders, I believe I was "tugging" to get seams matched and thus it's a bit wonky. This was my 15th mystery and I always enjoy the process. I will be taking it in to be quilted.





# Gretchen Nolle

These are molas made by the indigenous people of Panama.

Their needlework is reverse applique using multiple layers of fabric.

I have a sister who lives in Panama.

I decided to turn these molas into wall hangings with borders of black grunge fabric, and I hand quilted the borders with orange thread.

The indigenous people of Panama often incorporate molas into their clothing.





# Gretchen Nolle

My quilting friends gave me hand-embroidered muslin towels. I thought they were too good to use, so I cut out the embroidery and made a quilt I call Seasons and Sewing.








## Pam Sullivan

I made this quilt for my new grandson. They didn't find out his gender, so I had to make a gender-neutral quilt. Pattern is called Runway by A Bright Corner. Betsy Stoughton was the longarmer.



## Pam Sullivan


I made this baby quilt for my daughter's best friend. She and her husband both love music so we thought the pattern was fitting for their little baby girl. The pattern is called Pinwheel Lullaby by Elizabeth Thomas.





## Pam Sullivan

I ran out of the polka-dot fabric, so I had to improvise with some of the left-over fabric from the front of the quilt.



## Chelsea St. Germain

This was my first ever quilt. I decided to take on a quilt block sampler to start. It was a long learning curve, and may be filled with some mistakes, but I love it and learned a lot from it.





# Susan Crement

I'm beginning to love small wool projects...here's my current one for Valentines Day!



Nanci McAtee


I made this custom table runner for my sister. She love it.





## Melanie Murphy

This pattern is Carolina Chain by Bonnie Hunter. Instead of making the mystery quilt this year, I decided to finish the quilt I started in 2016 when Bonnie was our speaker. Now that the mystery quilt is revealed I'm having quilt envy and I may have to make it, too. But for now, I accomplished my goal of having this quilt done before the end of January. These were all scraps from my collection, and I was the quilter.





## Pam Sullivan

This quilt was made by my mother-in-law who was the person that taught me to quilt. She made it for my daughter who was expecting our first grandbaby. Shortly after she made it, she was diagnosed with terminal cancer and was too ill to bind it, so I sewed the binding on it. She was able to give it to my daughter while in hospice care and she sadly passed away a couple weeks later. This quilt is cherished as it is the last of the numerous quilts that she made during her 60+ years of quilting.





**WOW!!!**

**Let's have a round of applause  
for our members and their  
FABULOUS work!**

See you next month!