




EASY CARPENTER'S STAR QUILT

You can make a Carpenter's Star quilt using only squares and half square triangles (HST). You choose the size of the blocks to determine the size of the final quilt.

Overall, you will need:

52 scrappy squares 

16 squares of star fabric 

32 HSTs of scraps and
star fabric 

Remember, to sew 2 HSTs at a time cut one square of each fabric $7/8$ " larger than the finished size of the HST then sew $1/4$ " on either side of a line drawn diagonally from corner to corner.

