

Prairie Star Press

Prairie Star Quilt Guild
St. Charles, IL

Volume XL
PSQG website: <http://www.psqg.org>

Issue #9
February 2019

Snow day, sew day!

(Que the music) ... “Oh the weather out side is frightful,” ... who would have guessed this winter weather! From ultra-mild to extreme cold, snow and now ice! On the upside? It gives us more time to hunker down in our sewing rooms (or do you call it your studio?) to stitch away our winter blues.

Ironically, even our board meeting has been postponed. And what was on our agenda — a policy regarding inclement weather and possible cancellations.

And during our respite here the board was so saddened to hear about Gwen Johnsen’s passing. I know we are working on our guilds “picture/face” directory but just to ignite your memory...Gwen was our gal who always had wonderful stories during show and tell. And she would regularly go and play the piano to cheer us up at various meetings and events. Her smile and energy will be missed.

So, looking forward, what’s on our minds? Well, lots of things! Retreats, nominations and banquet. And we still have a lot of workshops and great speakers ahead. Check our calendar and see what’s coming up! We are also looking into another sew-in like we had planned in January.

PSQG is also moving into the 21st century. We are looking into accepting credit cards for workshops, memberships and possibly quilt show sales. We will keep you posted.

Speaking of quilt show Barb Gillespie already has a plan for our next raffle quilt. I’m sure she will bring us current on that at the February meeting.

So, come to the February meeting and let’s all catch-up with each other! As for myself – the tax accountant is working feverishly here, so I do have to run.

In the meantime, Happy Quilting!

- Sharron Evans, President

In this issue:

Snow day, sew day!.....	1
Community Service	2
2020 Quilt Show Update	3
Spring Banquet Report	3
Library News	3
Upcoming Programs.....	4-5
Ads & Info	6
2018-2019 Board Members	7
Quilting Acronym	7

Next Guild Meetings:

February 25, 2019 at 7 pm

February 26, 2019 at 9:30 am

March 25, 2019 at 7 pm

March 26, 2019 at 9:30 am

All meetings at Congregational United Church of Christ unless otherwise noted.

*Congregational United Church of Christ
40W451 Fox Mill Blvd.
St. Charles, IL*

Next Newsletter Deadline:

Thursday, March 7, 2019.

Send info to Melanie Murphy at mgmwriter@gmail.com.

Community Service

The past couple years we have incorporated a Quilt of Valor presentation to friends and family of our guild members. If we are going to have a Quilt of Valor presentation in July this year, we need a count of those interested.

Quilts/pillowcases for Ronald McDonald House

We have 10 panels/small quilts that need binding attached to them. Also, we have pillowcase kits to match these small quilts. We will have instructions for the pillowcase kits. These will all be going to Ronald McDonald House when they are completed. Thank you for all your time and talent. We are looking for poly batting for the small quilts. If you have pieces 36' x 45" or larger that would be of great help to getting more panels quilted. I have 20 more panels to quilt!

-- Deb Long

Please continue to work on our community service items:

Dog Beds (Leslie Nyckel): Drop off completed beds near the meeting entrance on meeting days.




Plastic Bags (Jane Phillips or Dorothy Walls): Can leave near the meeting entrance on meeting days. These bags are used to make beds (3' x 6') for the homeless.

Fidget Quilts (Linda Stoyhoff): Linda provides kits if you need them or ideas can be found online.

Quilts...all sizes, and pillowcases (Deb Long): These are distributed at Ronald McDonald Houses. We also have a selection of fabrics to use to make pillowcases, when available. Just ask!

Cutting bags and making into plarn (plastic yarn)

Flatten a plastic bag such as Walmart, Target, etc. Tuck in the pleats at side to make bag very flat. Fold in half lengthwise, then in half again lengthwise. Cut off the top (handles), cut off the bottom where the bag is connected. Then cut in 3" strips crosswise. When you open these up, they will be loops. Generally, a bag yields 4-5 loops depending on how long it is. Loop the loops together (hard to explain exactly, better demonstrated) so that you end up with a long strip of connected loops. Roll the strip into a ball just as you would yarn. These are your balls of plarn with which you crochet the mats.



Crochet Steps



Use a Q crochet hook

Make small loops to form a chain that is 36" long.

Crochet loose stitches with generous space between loops.

Make one extra turning chain at end of each row of the mat.

Go back into 2nd loop to make next row and begin crocheting with a single crochet stitch or slip stitch.

Continue this way until you have made a 6' long mat

Problems that may occur:

Side seam is bumpy, not straight. Could be caused by using yarn that is too thick or by adding/ leaving out a stitch. Not too important how it looks as long as mat is useable.

To make strap to tie around mat:

Chain 1 row of single loops to make an 80" strip.

Crochet ends together to form a circle.

Crochet two additional rows for a strong strap.

Ceil Carey

708-846-1704

jackandceil@att.net

Note: Measure every few inches to make sure that that the width stays at 36"

2020 Quilt Show Update

Barb Gillespie is managing our raffle quilt and it will be a beauty! You can help by providing ruby red fabric, a minimum of 10" square that reads sort of solid. I will have examples of what we are looking for at the February Guild meeting.



We have openings for a few positions. Please contact us if you have any questions (in person, phone or e-mail) or if you would like to know more about a position. Inquiries don't necessarily equal commitment!

- Challenge Quilts
- Quilt Display- Hostess Houses

- Quilt Display- Logistics and Rentals
- Quilt Display- Set Up & Take Down
- Raffle Baskets
- Raffle Quilt Sales
- Ribbons
- Signage
- Volunteers

We would love to have all the positions filled by the end of March 2019 so nobody will have to miss a meeting. When it comes to meetings, we only have a few and not every month until right before the show. So, if you work full-time and would still like to help, we can be flexible and accommodate your schedule.


- Melanie Murphy
630-267-6214
mgmwriter@gmail.com

Krista Katzen
630-995-1455
off2mexico@hotmail.com

Library News

Thank you, thank you thank you!!!! We're happy to report that the PSQG Library has been successfully moved to our new home at the Congregational Church. Our move took place in December on a cold and rainy day, but it was made MUCH easier thanks to the record number of books checked out by all of you in November. More than a quarter of our collection of 582 books was in your hands, which meant fewer books for us to move. We hope this trend continues. We really love seeing library books being used. Now we need to remind you to bring them back in February so others can enjoy them. Again, thank you all for making our move very smooth!

Your Library Team: Liz Fitzgerald, Yvonne Richter, and Susan Strasser



Spring Banquet Report

Monday, May 20, 2019
St Andrews Golf Club
2241 Route 59
West Chicago IL 60185

A cash bar and Social Hour will be from 6:00-7:00 with dinner to follow at a cost of \$38 dollars.

Registration will begin at the February meeting and group sign-ups are offered.

If you are signing up as a group, please have one person responsible for collecting your information and payments before turning in the form. Be sure to indicate any specific needs or allergies. Group forms will be available on-line or at the February

meeting. Each table accommodates up to 10 people. If you are not part of a large group or cannot fill a table, please sign-up anyway. We will combine small groups or individuals to make a table. Just think of the new friends or even possible Bee you could become! Final registration is due at the April meeting.

This year's menu is:
Italian Minestrone Soup, garden salad, Vesuvius potatoes, herbed green vegetables, a main course of your choosing followed by fresh baked cookies.

Coffee, tea and water will be provided.

Menu choices

- Homemade Vegetable Lasagna with garlic bread and vegetables
- Pretzel Crusted Chicken with Dijon Cream Sauce
- Grilled Bone-in Pork Loin with Maple Glaze Sauce

Questions? Contact:

Barb Gillespie
847-372-2273
activepsqg@gmail.com



2019 Programs

February 25, 2019

Jenifer Dick

www.42quilts.com

March 25, 2019

Angela Walters

QuiltingIsMyTherapy.com

April 2019

Business meeting, no speaker

May 2019

Sew Kind of Wonderful

sewkindofwonderful.com

June 2019 & beyond

To be announced!



Enter our lottery-style drawing to win a class credit! \$1 per ticket will put you in the running. Limit 1 entry per person and you must be a guild member in good standing. The drawing will occur at the morning meetings. The winner will be notified by phone.

The winner will receive a credit to use towards one class of their choice. Supplies are not included. The credit is up to a \$50 value (unused portion not refundable) and must be used by May 31, 2019.

Stop by the lottery table and try your luck!

FEBRUARY



Because It's Applique!

Jenifer Dick began quilting in 1993 when, on a whim, she signed up for a beginning quilt making class. From that first stitch she was hooked. In 2001, she discovered appliqué and it changed her quilting life. She has been blogging, speaking to guilds, and teaching appliqué and innovative piecing to quilt makers ever since.

She is the author of five quilt books and her work has been published in many other books and magazines.

Jenifer lives in Harrisonville, Mo., with her husband and children.

Lecture:
Because It's Applique!

Monday evening & Tuesday morning



Workshop: Applique Three Ways

You'll learn how to set up your machine with invisible and regular thread, how to prepare the appliqué shapes with freezer paper and how to remove the freezer paper after sewing the shapes down. We will work on an easy bird wall hanging, but will discuss how to use this method for any of your appliqué projects. All students finish the quilt top in class and receive complete instructions for finishing the quilt at home.

Date:

Monday, February 25, 2019

Time:

9 am to 4 pm

Cost:

PSQG Members \$60

PSQG Visitors \$70

Location:

Congregational United
Church of Christ

MARCH

Angela Walters



Angela Walters loves all things related to quilting! She started her quilting career over 10 years ago at the side of her husband's grandpa. He patiently taught her the art of quilting and helped her make her first quilt, a 9 patch quilt that is still on her bed today.

In addition to being a devoted quilter, she is also a shop owner, author, teacher, and fabric designer. She has written several books, including "Free-Motion Quilting with Angela Walters", "In the Studio with Angela Walters" and the "Free-motion Quilting Workbook". She loves to travel and teach at shops and guilds around the world. You can keep up with Angela at QuiltingIsMyTherapy.com

She's also the mother to three adorable children, wife to an awesome husband for over 13 years, and confirmed coffee addict. And of course, Grandpa's Girl.

Lecture:
Monday evening & Tuesday morning:
Trunk Show

Borders & Backgrounds

Date:
Monday, March 25, 2019

Time:
9 am to 4 pm

Cost:
PSQG Members \$75
PSQG Visitors \$85

Location:
Congregational United
Church of Christ

How Should I Quilt It?

Date:
Tuesday, March 26, 2019

Time:
4 pm to 9 pm

Cost:
PSQG Members \$50
PSQG Visitors \$60

Location:
Congregational United
Church of Christ




Small Changes, Big Variety

Date:
Wednesday, March 27, 2019

Time:
9 am to 4 pm

Cost:
PSQG Members \$75
PSQG Visitors \$85

Location:
Congregational United
Church of Christ



Handi Quilter Pro-Stitcher Event

April 30 and May 1, 2019
at the home of Barbara Carlson
Cost: \$250 (before 4/1)

Melissa Kruschwitz (aka MK), owner of MK Quilts, located in Florida is a professional longarm quilter who will be in our area for a 2 day, Handi Quilter Pro-Stitcher event on April 30 and May 1. This event will at my home Barbara Carlson, rncmst6@gmail.com.

MK's specialty is HQ's Pro-Stitcher Simulation which is run on your laptop. Her methods and techniques are called Layout and Rendering, which allows you to pre-plan and pre-set your quilting before you ever step up to the machine to stitch.

The fee is \$250/person (if registered by April 1st).
\$300/person starting 4/2.

Details and registration is located at:
www.mkquilts.com (look for the Upcoming events tab)

Fabric Stash Sale

February 15-16
10:00 AM-4:00 PM

Hampton Inn & Suites
Aurora 2423 Bushwood Dr
Off Orchard Road and I-88

Pre-cuts, fat quarters,
kits, half yard to 3 yard
cuts and backings

Cash or check only

1) Did you know that Olfa and Fiskars will repair/replace broken parts for rotary cutters?

2) www.crayola.com/COLORCYCLE.ASPX

Crayola has a recycling program. They take all brands of markers and dry erase markers too.



Do you enjoy planning events?

Then why not join the Activities Committee?

The Activities Committee is looking for members who like to help with the planning and setup of guild retreats, sew-ins, meeting events and whatever else we come up with. It is a fun committee that needs extra hands to make it successful.

Currently, registration for

the May Banquet is starting and we would like someone to take registrations at the evening meetings in March and April. Also, help is needed with making table assignments, setting up place cards and greeting members as they arrive at the Banquet.

The July meeting is in flux -- it may be the QOV presentation or something else. If there is a QOV presentation the committee will have to arrange and serve snacks and beverages. If not, the Activities Committee is responsible for that

evenings' event.

In October a retreat at the Siena Center in Kenosha is scheduled; we will need someone to take reservations, particularly at the evening meetings starting in August.

Lots of fun things are and can be planned by the committee; extra help is always greatly appreciated. Contact me with any questions or to join the committee at:

Barbara Gillespie
847-372-2273
activepsqg@gmail.com

2018-2019 Board Members

President	Sharron Evans
Evening Vice President	Sandy Andrews
Daytime Vice President	Ann Johnson
Secretary	Barbara Stewart
Treasurer	Carol Fisher
Programs Vice President.....	Rachel Lance
Membership.....	Susan Egner & her lovely crew
Newsletter	Melanie Murphy
Education	Cindy Krelle* & Beth Hoffman*
Media Chair	Yvonne Richter* & Chris Macenski*
Bee Keeper	Sue Plaster* & Beth Rueter*
Library	Liz Fitzgerald* & Susan Strasser* & Yvonne Richter*
Community Projects	Rita Pennington
Contracts 2019- 2020	Teresa Kasch* & Chris Berry*
Nominations	Diane Moore
2020 Quilt Show Co-Chairs	Krista Katzen* & Melanie Murphy*
Activities	Barb Gillespie

* indicates co-chair



March

Laura Keiken	March 1
Joanne Bernhard	March 2
Liz FitzGerald	March 2
JoAnn VanDril.....	March 3
Marty Jacobsen	March 4
Carolyn Mack	March 6
Sandra Andrews	March 7
Carol Fisher.....	March 7
Laurel Kiburg	March 7
Robin Elsen	March 9
Amanda Van Boom	March 9
Judith Andersen.....	March 11
Regina McNulty	March 15
Lyneta Grap Piela	March 15
Marlene Friedman	March 16
Deanne Simpson.....	March 16
Sue Balsiger	March 17
Sharon Gaffor	March 17
Judy Herman.....	March 17
Sue Kapperman	March 18
Priscilla Miller.....	March 20
Nancy Shiner	March 20
Becky Hall	March 21
Sue Needham	March 21
Debbie Coffey	March 23
Colette Day.....	March 24
Susan Jensen	March 24
Leslie Nyckel	March 25
Laura Meador.....	March 27
Christie Hardt.....	March 31



Valentine's Day with a quilter.

Mrs. Bobbins is created by Julia Icenogle, mrsbobbins.com.



HSY


Pronounced "Hussy"; this is one of those things every quilter collects, I imagine.

Watch for the answer in the next newsletter.

Answer from January

PITS = Projects in Totes

February 2019 issue



Prairie Star Quilt Guild

P. O. Box 1460

St. Charles, IL 60174-1460

FIRST CLASS MAIL

Dated Material

ADVERTISING RATES

1/8 page \$10/issue (business card size)

1/4 page \$20/issue

1/2 page \$40/issue

Above rates apply to a single issue. A purchase of the same-size ad for a year (10 issues) earns a 10% discount. Ads accepted only for quilting or quilt-related subjects and must be prepaid.

Deadline for ads (getting copy or camera-ready artwork to the Editor) is the first of the month in which you wish the ad to appear. Call or email the Editor if you have any questions.

SUBSCRIPTION INFORMATION

Prairie Star Press Subscription Only Rate: Non-members of PSQG wishing a subscription to the **Prairie Star Press** may subscribe for \$15/year (10 issues). Make check payable to PSQG and send to PSQG, P.O. Box 1460, St. Charles, IL 60174-1460. PSQG trades complimentary issues of the **Prairie Star Press** with other guilds upon request.