

# Prairie Star Press

Prairie Star Quilt Guild  
St. Charles, IL

Volume XLII  
PSQG website: <http://www.psqg.org>

Issue #3  
August 2020

## We continue to learn and sew

Hello everyone, this is Melanie again with the latest news.

How did you like our first Zoom meeting with a speaker? I've heard feedback that said it went very well and being able to access the trunk show for viewing at your leisure was really nice. Also, the education table was back during the July meeting. Wasn't that nice to be able to see all the steps clearly? I hope you enjoyed it as much as I did. We all learned how to play a video during a meeting, so progress was made!

Our August meeting will feature Linda Hahn and that will be exciting! She will have different lectures in the evening and the morning, so keep that under consideration. You may want to attend both meetings. Linda will be live for the lectures, so that will be a new experience for us. Also, Linda is offering 2 classes, which are also live via Zoom. If you have questions, you'll be able to ask them right away, just like an in-person class. **SIGN UP SOON** if you're interested in either class. We need time to get the kits to you.

Again this month, please remember our invitations are for members only. Please do not share the link to the meeting. If a member does not get an invitation, please contact the board for assistance ([psqgboard@gmail.com](mailto:psqgboard@gmail.com)).

Prepare to be educated again! I don't know what is planned quite yet, but we will show you a little tip and/or trick. Perhaps we'll have a different "quilt star" this month?

We would like to prepare the **show and tell** ahead of time again. We know you're all working on things! If you have something to share, send a picture to [psqgboard@gmail.com](mailto:psqgboard@gmail.com) with the subject "Show & Tell". Include your name, AM or PM meeting and a brief statement about the quilt. We will have a slide show during the meeting. A limit of 3 quilts, please.

Lastly, the quilt show. It's a go! August is for finishing, so get those needles busy!

I wish you all peace and good health as we continue in our i-sew-lation.

## In this issue:

We continue to learn and sew....	1
Join a Zoom Meeting .....	2
Quilt Show News.....	3
Virtual Retreat! .....	4
Our web store is still open .....	4
September Birthdays .....	4
Community Service .....	5
2020-2021 Board Members.....	5
Upcoming Programs.....	6

## Upcoming Guild Meetings:

August 24, 2020 at 7 pm

August 25, 2020 at 9:30 am

September 28, 2020 at 7 pm

September 29, 2020 at 9:30 am

**ALL MEETINGS VIRTUAL  
UNTIL FURTHER NOTICE**

*All meetings via Zoom to keep everyone safe and healthy. Email [psqgboard@gmail.com](mailto:psqgboard@gmail.com) with questions.*

## Next Newsletter Deadline:

Thursday, September 3, 2020. Send info to Melanie Murphy at [melaniemakeups@gmail.com](mailto:melaniemakeups@gmail.com).

# Join a Zoom (Virtual) Guild Meeting

Regular monthly Chapter meetings are continuing in August and beyond. The PM Chapter meeting will be August 24, 7 pm. The AM Chapter meeting will be Tuesday, August 25 at 9:30.

You will receive an email/Mailchimp invitation to both meetings. You can choose the one you want to attend or come to both!

## Here is how to join a meeting!

1. On the day of the meeting, starting no more than 15 minutes before the start time, open your email and click on the link.

2. The 'Launching' window opens. Start Zoom by:

- Clicking "Open Zoom Meetings?" if you have a Zoom account on your computer or phone

OR

- Click Cancel in the "Open Zoom Meetings?" box and click join from your browser at the bottom of the page.

3. Enter your name.

4. Click the box next to "I'm not a robot".

5. Click the "Join" button when it lights up.

6. You will be given the choice of using your computer speaker and microphone or using your phone to call into the meeting.

a. To join with computer audio click the "Join Audio by Computer" button.

b. To join by phone, click the "Phone Call" button.

i. A list of phone numbers will be presented.

ii. Dial the number of your choice.

iii. When prompted, enter the:

1. Conference ID (with the # sign)

2. Participant ID (with the # sign)

3. Password (with the # sign)

The meeting window will open.

7. Click the video camera at the bottom of the screen to activate the camera on your computer.

- A popup may present asking to use the camera, click Allow.

8. Click the microphone to activate your microphone.

- please note that everyone who joins the meeting will be automatically muted due to the size of our group. To unmute, click the microphone on the screen to remove the red line.

9. You should see yourself on the meeting screen! Welcome to Zoom!!

For additional help, please go to the Zoom Help Center

There are a wide variety of articles online, including how to join a meeting from your smartphone. There are also great videos on YouTube.

## Zoom Meeting Practice

If you missed the first couple of virtual meetings and this will be your first time attending, please contact the board ([psqgboard@gmail.com](mailto:psqgboard@gmail.com)) if you'd like to practice ahead of time.

We do not have a scheduled practice this month.

### Web Conferencing Best Practices

- Check your microphone & speaker settings before the meeting
- Plug your computer into a power source
- Use a headset in crowded/public spaces
- **Mute your microphone** when not actively speaking
- Be aware of your surroundings and behavior (**We can see you!**)
- Add questions/comments in "Chat" section to be addressed by moderators
- "Raise hand" if would like to address the group
- Make comments short and succinct, mute for responses



# Quilt Show News

## Number of entries

You all are the best! We will have judged and display quilts. Our final numbers (as of publication time) are 137 display and 38 judged plus the challenge quilts. I have heard from a few people who missed the deadline. We will leave the forms open until August 15, so get in while you can!

The submission forms are online. On our guild site [psqg.org](http://psqg.org) under the quilt show section you will find a tab for each entry category. For the judged quilts you can pay online right at the bottom of the form. If you would rather print the form and mail it in, that information is under the show section and member information. That applies to judged or display quilts.

## Website

The website is still under construction; as soon as this newsletter is done I will work on the site. I plan to be ready to receive all those great entries from you at the end of the month.

The show will “go live” on October 9, 2020. We are still thinking about when it will end. Because it’s online now, we don’t have the restriction of only having our venue for 2 days.

## Committee meeting

**Our next committee meeting will be August 12 at 6:30 pm via Zoom.**

## Collection of sellable items

No more collections of things, please. At this time it looks like we may not be able to have any kind of big sale until late spring 2021, so the ladies are feeling a little buried. Contact the board if you’re really

desperate to donate something, and we’ll find it a home. For now, though, the collections stop.

We will be sending a survey regarding some ideas for sales, so keep an eye out for that.

## Next steps

Regarding the final “drop off” of your quilts. Judged quilts will look much like you’ve seen before. There will be a date to drop them off at our judging location, probably October 4 as we would have done for the in-person show. The judge is scheduled for the morning of October 5. Once the judging is complete, pictures will be taken (with ribbons if appropriate) and we will schedule a time for you to pick up your quilts at that same location. What will the location be? We’re hoping for the church, but we have to wait and see as we get closer. What will drop-off and pick-up be like? Again, we will know more as we get closer. Right now I would say we will probably have to schedule a certain number of people into time slots and your time would be the same on both days.

Display quilts do not ever need to leave your hands! “Drop-off” for these is turning in your **final pictures by August 31**. That will give us September to polish off the website. I will have information on the show website ([2020quiltshow.psqg.org](http://2020quiltshow.psqg.org)) regarding some tips on how to take a nice picture. We would like to have an overall picture of the whole front of the quilt, 1 or 2 closeups of the quilting, and optionally a picture of the back. This also means if you don’t want to put a hanging sleeve on your display quilt, you don’t have to. (We still need them on the judged quilts.)

**Challenge quilts** will also have to be “turned in” by **September 13**. We’re giving you a little extra time on those. These will need a picture of the front of the quilt and a closeup of the quilting. We would like these to remain anonymous to the viewers so we can ask for voting on viewers choice. If the show runs longer than the typical 2 days, the voting will take place on October 9 & 10, with the winner announced on the 10th. Then I’ll close the voting on the website and show which one is the winner.

## Opportunity quilt

Tickets for our opportunity quilt are still for sale. \$1 each or 6 for \$5. You, as members, can collect ticket money and send it to Chris Schwarz along with the ticket information (name & phone number). The drawing will take place on October 10 even if the show runs longer than that. We will announce the winner, in semi-private fashion, on the website.

## Thank you

Thank you all so much for the beautiful quilt entries! Now I have my work cut out for me “hanging” all this art.

All these plans are subject to change, so please be patient as we work through this. Our highest priority is to keep everyone safe and we will work within the guidelines set by our state government as any scheduled things approach.

That is all for now. Please don’t be afraid to contact us with questions. We will speak at the guild meetings just as we would at an in-person meeting. Keep sewing!

## August is for finishing!

# Virtual Retreat!



I am excited to announce our Guild's first Virtual Retreat Sept 12-13. We will be meeting via Zoom. The first check-in will be 9am with scheduled times for connecting with the group during the day using Zoom. We will try to keep it short, about 15 minutes per check-in, and check-ins are totally optional.

Just think, no packing your sewing space, fitting it into your vehicle, unpacking it, hauling it into the facility, setting up and arranging your sewing area.

Whew! I am exhausted just thinking about all that work! And

best of all you will sleep in your own bed and eat your own meals.

There will be no cost for this retreat but would like to suggest a \$5 donation which will be donated to *The Midwest Shelter for Homeless Veterans* in Wheaton. This organization was started by a fellow Marine who served in Vietnam with my husband. My husband and I will match each \$5 donation.

Because this is our first zoom retreat, I am limiting it to 50 participants.

Registration and Donations can be completed on the guild's website.

I will send a Zoom invite and agenda prior to the retreat.

Any questions? Send them to me, Barb Gillespie, at [quiltingBI@gmail.com](mailto:quiltingBI@gmail.com).



## September Birthdays

Judy Burki .....	9/01
Rebecca Lamb .....	9/04
Gail Hamm.....	9/06
Claire Erickson.....	9/07
Dorothy Walls.....	9/08
Yvonne Richter .....	9/09
Darlene Hctor.....	9/09
Janice Arismendi-Cox .....	9/09
Gail Fields.....	9/12
Dixie Riley.....	9/12
Bonni Gillette .....	9/12
Janet Miller.....	9/12
Deborah Schoen /sh-ayn/ .....	9/15
Peggy Hartsgrove .....	9/17
Barbara Carlson.....	9/17
Jody Cregier.....	9/20
Melanie Hutter .....	9/20
H. Diane Moore.....	9/22
Michelle Richmond.....	9/23
Diane Duncan .....	9/24
Ruthann Heidgerken.....	9/25
Sheila Cisco.....	9/25
Patti Fry .....	9/26
Debra Rockwell .....	9/26
Sheryl Keiler.....	9/27
Lorraine Barker .....	9/27
Jan Grismore .....	9/27



## Our web store is still open

Place your order and select pick-up instead of shipping. Susan Egner will pick up your order and contact you to make arrangements for delivery. We also have the white travel mugs available. Contact Susan if you'd like one.

[psqgstore.logofactoryusa.com](http://psqgstore.logofactoryusa.com)



# Community Service

Can you spend some time helping our Community? One of our Project Groups might have something for you!

Help special needs children who will be doing distance learning! Any and all fidget quilts and fleece marble mazes you can make would be greatly appreciated for special needs children who will be doing distance learning! 36" x 48" NICU Blankets with flannel on one side and minky type fabric on the reverse are always in need. KITS ARE AVAILABLE! Contact Linda Stoyhoff at 630-444-1115 or email [lstoynoffi@att.net](mailto:lstoynoffi@att.net) to coordinate a drop off or pick up.

Quilts & Pillowcases for Kids has been busy! A special shout out to our Quilting Angels, Bonnie P., Marion S., Barb G., Darlene H. and those who made pillow cases while on retreats! 50+ quilts and 100+ pillowcases have been distributed to Central DuPage Hospital, Ronald McDonald House and the Glendale Heights Police Department. We have a variety of kits ready to go!

Contact Sandi White via text/phone at 630-294-9322 or Email: [psqgcommunityservice@gmail.com](mailto:psqgcommunityservice@gmail.com) to coordinate what will work best for you.

Contact Rita Pennington at 630-204-7470 or [garipenn@att.net](mailto:garipenn@att.net) for Quilts of Valor.

Speaking of Quilts of Valor, Barb Gillespie will make 3 presentations, all on the same day, one of which was made by 2 preteen girls for their father.

Have you been saving your scraps to make a doggie bed? If you need fabric for cases you can contact Leslie Nyckel direct at [lnyckel@yahoo.com](mailto:lnyckel@yahoo.com) and coordinate a meetup. At this time the shelters are not accepting donations so please hang on to finished beds a little bit longer.

If you have UFOs or items for donations but aren't sure who needs them, you can contact Sue Ann Reiner via text/phone at 630-391-1220 or email: [psqgcommunityservice@gmail.com](mailto:psqgcommunityservice@gmail.com) to coordinate what works best for you.



Check out our new Fan Page on Facebook at [www.facebook.com/PrairieStarQuiltGuildSaintCharles](http://www.facebook.com/PrairieStarQuiltGuildSaintCharles) Come on over and give us a like!

We also have a Guild Group where you can chat, hang out, share projects and interesting articles from around the internet at [www.facebook.com/groups/PrairieStarQuiltGuild/](http://www.facebook.com/groups/PrairieStarQuiltGuild/)



RONALD MCDONALD  
HOUSE CHARITIES

## 2020-2021 Board Members

President: Yvonne Richter

Evening Vice President: Sandra White

Daytime Vice President: Ann Johnson

Programs Vice President: Janet Francis

Secretary: Susan Strasser

Treasurer: Alyssa Payleitner

Membership: Lynne Curran

Newsletter: Melanie Murphy

Education: Foxy Bees bee - Chris Schwarz

Media Chair: Chris Macenski

Bee Keeper: Beth Koos (AM)  
& Alyssa Payleitner (PM)

Library: Liz Fitzgerald

Community Projects: Sue Ann Reiner

Contracts 2021- 2022: Janet Francis

Nominations: Sandy Warzin

2020 Quilt Show Co-Chairs: Krista Katzen &  
Melanie Murphy\*

Activities: Barb Gillespie

## Upcoming Programs

At this time, all speakers and classes will be virtual in some way. Our list of speakers is subject to change at short notice.

**August 24/25, 2020**

**Linda Hahn**

[Froghollowdesigns](http://Froghollowdesigns)

**Sept. 28/29, 2020**

**Barb Vlack**

**Oct. 26/27, 2020**

**Quilt show review**


**Nov. 23/24, 2020**

**TBD**

**December 2020**

**No meeting**

**Happy Holidays and  
bye-bye 2020!!**



# AUGUST



**Linda Hahn**

Linda's classes are fun and empowering! Join us for a live Zoom class and/or two live lectures.

### Lectures:

Monday PM: NY Beauty State of Mind

Tuesday AM: Rock the Quilt Block

### Royal Ensemble sampler

This is about a 3 hour workshop live via Zoom.

### Royal Ensemble Sampler

Tuesday 8/25, 1 pm start

Workshop Price \$35.00

Kit will be \$17.00

Required kit includes:

- Handout/pattern
- Foundation paper (stabilizer) that stays in the quilt
- Acrylic Template
- Reusable stencil

Watch for sign-up information on our website [psqg.org](http://psqg.org). All payments will go through the guild. A supply list will be emailed after you sign up.

### Madison Avenue Modern (New York Beauty Electrified)

This is about a 4 hour workshop live via Zoom.

### Madison Avenue Modern (New York Beauty Electrified)

Saturday 8/29, 9 am start


Workshop Price is \$35.00

Kit will be \$17.00

Required kit includes:

- Handout/pattern
- Foundation paper (stabilizer) that stays in the quilt
- Acrylic Template
- Reusable stencil

Watch for sign-up information on our website [psqg.org](http://psqg.org). All payments will go through the guild. A supply list will be emailed after you sign up.





## Our very own Barb Vlack!

Barb Vlack, a member of Prairie Star Quilters Guild (that's us!), is a nationally-known speaker and teacher. One of her specialties is the Electric Quilt software. She also has a passion for red and white quilts. She will offer a trunk show of her beautiful red and white quilts and she will offer a workshop or two on EQ8.

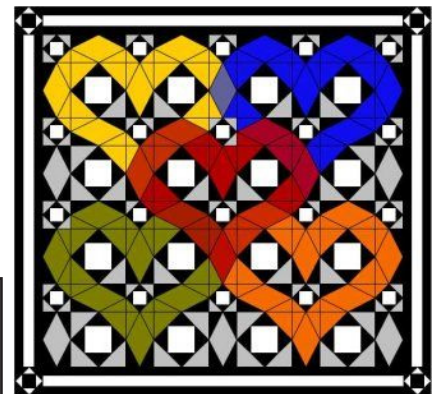
Her specialties, in addition to EQ8, include borders, freezer paper foundation piecing, and vintage quilts from the 1930s. She has taught at the International Quilt Festival in

Houston, the AQS show in Paducah, Quilter's Heritage in Lancaster, PA; the Martha Pullen Quilt Academy, Quilting in the Tetons, and at symposia sponsored by statewide guilds in Colorado, Minnesota, Missouri, Wisconsin, Michigan, the Gulf States, and North Carolina. [www.barbvlack.com](http://www.barbvlack.com)



### Workshop Information

Barb will offer a workshop for beginners using EQ8. More details to come.




Hearts are woven  
EQ creation  
by Barb Vlack

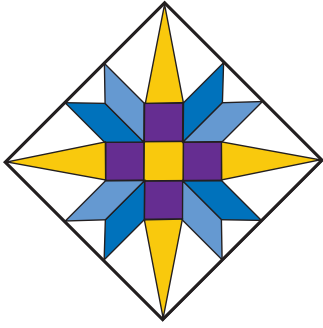
Royal Ensemble Sampler  
by Linda Hahn



Madison Avenue Modern  
(NY Beauty Electrified)  
by Linda Hahn



# August 2020 issue



**Prairie Star Quilt Guild**

**P. O. Box 1460**

**St. Charles, IL 60174-1460**

FIRST CLASS MAIL

**Dated Material**

## ADVERTISING RATES

1/8 page      \$10/issue (business card size)

1/4 page      \$20/issue

1/2 page      \$40/issue

Above rates apply to a single issue. A purchase of the same-size ad for a year (10 issues) earns a 10% discount. Ads accepted only for quilting or quilt-related subjects and must be prepaid.

Deadline for ads (getting copy or camera-ready artwork to the Editor) is the first of the month in which you wish the ad to appear. Call or email the Editor if you have any questions.

## SUBSCRIPTION INFORMATION

**Prairie Star Press Subscription Only Rate:** Non-members of PSQG wishing a subscription to the **Prairie Star Press** may subscribe for \$15/year (10 issues). Make check payable to PSQG and send to PSQG, P.O. Box 1460, St. Charles, IL 60174-1460. PSQG trades complimentary issues of the **Prairie Star Press** with other guilds upon request.