


# ULTIMATE 3-IN-1 COLOR TOOL COLOR CODES

The *Ultimate 3-in-1 color tool* by Joen Wolfrom is a very handy color book that many of you may have. If you would like to buy one, they can be found at local quilt shops or online.

Listed here is the color code from the *Ultimate 3-in-1* based on our Protea color palette. The number is the page number, then the location on that card. You can use this information to find the fabrics in your stash that match most closely.

Remember to make the larger 9” block. The lightest color here, the cream, would not be the best choice to contrast with your background.

These are mainly what I would call “dusty” shades of pink, purple, green, maroon, teal. Try to get close to a color but it doesn’t have to be an exact match. Your two blocks (one main, one alt) can be from different fabrics.



Cream



22-24




18-20




17-16



17-17



19-15



22-2



19-23



19-4



19-3



18-5



19-33



19-34



14-9



14-10



3-15



2-14



2-15



2-16



2-17



2-18



7-16



7-17



7-18



12-27



12-28



12-25



13-30



13-32



13-33