

Prairie Star Press

PRAIRIE STAR QUILTERS GUILD VOLUME XXXVII, ISSUE NO. 7

ST. Charles, IL PSQG Website: <http://www.psqq.org> February, 2017

PSQG President

Well, the calendar says it's winter but – knock on wood – it sure doesn't feel like it! And now that the holidays are over, I hope we all have gotten back to our projects, our bees, our UFO's... Yikes! Did I say UFO's? Dare we ask everyone just how many UFO's they have? As for myself, my 6 Dear Jane quilts are almost done. That means I can start tackling the UFO stack.

And have you seen the line-up of our upcoming guild speakers? Yeow-za! This month we are going to all become strippers. Yes, I said it Strippers. We have a great opportunity to use up our stash with Gudrun Erla from Stripology. We'll start using those bits and pieces from our stash to make something gorgeous for Spring.

Have you signed up for our Missouri Star Retreat yet? So many shop-opportunities - did I say that out loud? – I mean so much quilting fun and friendships. So, grab one of your quilting buddies and get ready for a road trip!

Banquet plans are in progress, our education table will be showing us paper piecing in the coming months, upcoming UFO raffles are fabulous, and don't forget our special July meeting for our Quilts of Valor recipients. And

Here's what's in this issue:

From the PSQG President	1-2
Community Projects	3
Membership	4
Nominations Information	4
Education	5
Banquet	6
Upcoming Speakers/Workshops	7-9
Schnibbles	10
Birthdays	10
Bee Keeper	11-12
Quilt Show 2018	13
QOV Nominations Form	14
2016-2017 Board	15

Next newsletter deadline:
Friday, March 3rd, 2017,
6:00 p.m. Send it to
Diane Moore at
moore.helen@att.net

PSQG FEBRUARY NEWSLETTER 2017

an extra shout out to our hospitality gals who provide the (sniff) wonderful smelling coffee and co-ordinate the goodies. Don't forget to bring your own travel mugs to save the earth and to save the carpet from spills.

I know – I am just bubbling over here – but let's face it – this is the best dang guild anywhere and beyond all the activities, resources and sharing information – well, it's really comes down to **you**- the members. We wouldn't be this fabulous without each and every one of you.

So, I hope to see you all at the coming meeting.

Until then – Happy Quilting!!!

Sharron Evans





Community Service Information

We had a great turnout on Quilt of Valor National Sewing Day. Thank you to the Prairie Star Quilt members who attended. If you are still planning on making a quilt for your Veteran (spouse, son, grandson or friend), please fill out the form and get it back to me so we can make plans. Also, would like to know if there are guild members who are willing to quilt some of these quilts that are coming in, let me know so I can pass your name onto the piecers. It would be nice to not only have these quilts pieced by members but also quilted by our members. By the way, if you are needing our help in getting these quilted, I suggest you get them back to us by April so they are finished in time. Plan on attending the July Ice Cream event as we are making a nice ceremony for our Veterans.

Thank you to all who pick up quilts for binding and quilting and making blocks. We have several requests this year that we are trying to fulfill. Join us on Facebook or follow on the blog below; you might want to be a part of these presentations.

Reminder: The following people are collecting other Community Service projects:

dog beds with scraps - Leslie Nyckel, Debbie Long

heart pillows, Karen Lukac, or Gwen Johnsen

fidget quilts - Linda Stoyhoff

kid quilts - Debbie Long

Rita Pennington
Illinois State Coordinator
Quilts of Valor Foundation
rita.pennington@QOVF.org
www.QOVF.org

The Quilts of Valor Foundation is a non-profit organization established and operated in accordance with section 501(c)(3) of the Internal Revenue Code.

LOLOOV.blogspot.com

Facebook: Illinois Quilts of Valor



Membership News

We continue to attract new members every month and we now have 298 members!!

Wow! This terrific guild just keeps bigger and better all the time!

If you don't have a name tag yet, or would like a new one, we now have a choice of two styles to order. The regular kind we've had for years is green, with a pin backing. It costs \$12.00. As of this year, we have another wooden style too. The etched wood name tags have the Prairie Star logo in the corner and can accommodate up to three lines for your name. Best of all, they can be ordered with a regular pin backing, or a magnet. The magnet adheres firmly and doesn't poke a hole in clothing. They are only \$10.00. If you would like either of these, simply fill out the order form at the Membership table.

**VOLUNTEERS
MAKE A
DIFFERENCE.**

Help Wanted!

Calling all members! Calling all members! To make our guild run smoothly (as you all want it to), have great programs (maintaining our tradition), and continue to grow, we need YOU! Specifically, we need several energetic members to fill Board positions (you could be one of these) and lots more members to work with Board Committees (you could fit in here as well).

Please call or email Nominating Committee Chair Susan Strasser (strasser23@gmail.com; 630-632-8320) to volunteer. She'll be standing by, waiting for your call!



Coming up at the Education Table

I had a wonderful trip to Florida to celebrate my sister's 50th wedding anniversary!

And now, I'm back to help you finish up some of your UFOs by showing you how to measure, cut and sew your borders on so that they fit properly on your quilt. You don't want a too loose ruffle border or one that is too tight.

Woodstock Willie saw his shadow on Groundhog Day so hopefully by the March meeting we will be seeing some signs of Spring. One can wish! I would like to show you some paper and foundation piecing. If you have turned away from paper piecing because it seems too hard- don't. All it takes is a little practice and you will be a pro. Paper piecing makes intricate pieced blocks a breeze. Foundation piecing gives a uniformity to scrape or string pieced blocks and quilts that were pieced by the church ladies called "chronicle quilts". Who can tell me why they were called "chronicle quilts"?

FYI In November I showed you some marking tools and during the demo we found out that after the Clover air erasable purple marker air erased, if you heated it with the iron the markings would reappear. This could be a good thing if you didn't finish with your project before they disappeared or a bad thing if the markings kept coming back even after washing. So, I washed the sample and the markings did not reappear. That's a good thing.

Edith Hubbard, Education Coordinator

PSQG FEBRUARY NEWSLETTER 2017

MAY BANQUET: Monday, May 22, 2017

It is time to think about our Spring Banquet that will be held on Monday, May 22, 2017. Our guest speaker will be Carrie Nelson from Moda Fabrics. The banquet will be held at the Villa Olivia in Bartlett. This is a time when we can all put on our party dresses, relax and enjoy a great social evening with one another.

I will be asking one person to serve as the group's coordinator, the same as last year to:

- complete a Group Sign-up Sheet (available on the website or at the chapter meeting starting in February).
- collect money from the group
- turn in the sheet and money together

This ensures that all those in a group can be at the same table. The tables can seat eight,

nine, or ten. If there are less than eight in your group please complete a sign up sheet. If you are not in a Bee and want to set with two or three friends please sign up with your friends at the Activities table. Please remember to let me know if you have special dietary needs when signing up.

Dinner Choices are:

- Baked Virginia Ham
- Chicken Parmesan
- Vegetarian – Eggplant Parmesan

There will be a cash bar starting at 6:30 pm and dinner will be served at 7:00 pm. The tickets for the dinner will be \$35.00. Location of the **Villa Olivia, Bartlett, Illinois**. Sign up for the banquet will start at the Chapter meetings in February and the final registration will be at the April Chapter meeting or you can contact Barbara Stewart at barbarastewartone@gmail.com. Phone 630-406-0445.

Or mail the Form to: Barb Stewart
805 Hartfield Drive
North Aurora, Illinois 60542

Banquet Coordinator, Barbara Stewart

PSQG FEBRUARY NEWSLETTER 2017

February with Gudrun Erla of GE Designs

February can find us longing for the colors of Spring, warm sunshine and any reason to get out of the house!!! Circle February 27 and 28 on your 2017 calendar because we are going to have colorful, warm and inviting visit from Gudrun Erla of GE Designs!


Gudrun loves everything quick and simple, so her quilts might look more complicated than they really are. She loves to find ways to do things quicker and use easier methods. Her patterns have been very popular, with easy to follow instructions and quick assembly and finishing. All her patterns are geared toward today's quilt makers, easy and fast with a modern touch. Gudrun has also been designing fabrics for Red Rooster Fabrics since 2006.

On Monday, February 27 Gudrun will be teaching a full day workshop featuring a focus on 2 different projects from her book *Strip Your Stash*, using the Stripology ruler to cut your fabrics fast and efficiently: Students learn the methods for both designs and have the opportunity to work on one in class. Gudrun will also give two different lectures - *My Quilting Journey* in the evening and *Stripology* for the morning.

Come out into the cold and let us warm you up with GE Designs!

Strip Your Stash Workshop

Date:	Monday, February 27, 2017
Hours:	9:00 a.m. (doors open at 8:30) to 4:00 p.m. Lunch Option
Cost:	\$65
Location:	Bethlehem Lutheran (Guild Meeting Room)



March Brings Becky Goldsmith of Piece 'O Cake

Here is someone you need to know - Becky Goldsmith! Whether you are new to quilting or a seasoned quilter, Becky, an award-winning quilter who travels to teach quilting both nationally and internationally, is so inspirational and so darn good at teaching the art of all things quilting! This visit is so special that we are keeping her longer than most with a two-day workshop featuring her quilt, Tick Tock! Her classes are always interesting and informative, with an emphasis on teaching techniques that help will you improve your sewing skills—while keeping it fun.

Register for this event and you will have a seat front & center with one of the quilting world's best teachers! Becky will also give two lectures - It's Not a Quilt 'Til It's Quilted in the evening and A Practical Approach to Color in the morning! Don't miss this wonderful opportunity!

Day 1

Date:	March 26, 2017
Hours:	Noon-6 PM
Cost:	\$130 includes both days
Location:	Bethlehem Lutheran

Day 2

Date:	Monday March 27, 2017
Time:	9AM-4PM
Location:	Bethlehem Lutheran



PSQG FEBRUARY NEWSLETTER 2017

Our May Banquet Speaker and Teacher is Moda's Carrie Nelson

Our banquet speakers and teachers are always reserved for someone who puts the cherry on the sundae of our year of programs...this year we welcome Moda's beloved blogger - Carrie Nelson (she's more like a shiny red apple on the sundae!)

"After 12 years as the two-legged part of Miss Rosie's Quilt Co, I finally got a traditional full-time job working at Moda Fabrics starting January, 2015. I live in Dallas and when I'm not writing patterns or chatting here, I can probably be found sneaking learning my way around the warehouses."

Besides Carrie's prolific quilting life, she is so very sweet & lovely...and funny! She has agreed to stay an extra day to give us two full day workshops (a terrific teacher for all levels!)! What are they? Don't know just yet...Carrie has told us that she has some new patterns debuting at Fall Market so we decided to have a "wait 'n see"...the workshops are open for registration today with the actual quilt projects showing up at your November meeting!

Come to the banquet and then give yourself dessert by participating in one or both of Carrie's workshops!

Day 1 Workshop

Sparkle

Date:	Tuesday May 24, 2017
Time:	9AM-4PM
Cost:	\$50
Location:	Bethlehem Lutheran

Day 2 Workshop

Bounce

Date:	Wednesday May 25, 2017
Time:	9AM-4PM
Cost:	\$50
Location:	Bethlehem Lutheran

PSQG FEBRUARY NEWSLETTER 2017

HAPPY BIRTHDAY



Alice Bowdish	March 1
Joanne Bernhard	March 2
Liz FitzGerald	March 2
JoAnn VanDril	March 3
Marty Jacobsen	March 4
Carolyn Mack	March 6
Sandra Andrews	March 7
Carol Fisher	March 7
Laurel Kiburg	March 7
Regina McNulty	March 15
Lyneta Grap Piela	March 15
Deanne Simpson	March 16
Sue Balsiger	March 17
Sharon Gaffor	March 17
Judy Herman	March 17
Priscilla Miller	March 20
Jean Noethlich	March 20
Nancy Shiner	March 20
Linda Slusar	March 20
Becky Hall	March 21
Sue Needham	March 21
Victoria Belmonte	March 22
Colette Day	March 24
Susan Jensen	March 24
Isabel Krystal	March 25
Leslie Nyckel	March 25
Kathy Lupo	March 29

Schnibbles

In anticipation of our 2017 Banquet speaker...Carrie Nelson aka Miss Rosie . . . you are invited to A Year of Schnibbles!


What the heck is a Schnibble? Schnibbles are patterns for small quilts and projects published by Carrie Nelson of Miss Rosie's Quilt Company

Here are the details!

Each month, at the chapter meetings and in the newsletter, your Programs Team will reveal the *Schnibble pattern for the next month. Make the pattern during the month out of any fabrics of your choosing. Use one line of fabric or make it scrappy. Finish and bring your Schnibble quilt top (need not be quilted) to the next month's chapter meeting Show & Tell and receive a ticket to be placed in our beautiful Schnibble bucket for a chance at prizes at our 2017 Banquet! Sew Generously of St. Charles has graciously offered to carry our all our Schnibble selections for your purchase! Participate each month or whenever you are able, everyone is welcome to join in! No sign ups, no registrations - just grab your pattern, fabric and start Schnibbling! Any questions?

Come see Teresa Kasch or Chris Berry at the Programs Table! We hope you'll join us and become an official Schnibblette!

MARCH'S SCHNIBBLES is Mon Ami



PSQG FEBRUARY NEWSLETTER 2017

Look forward to seeing April's Schnibbles: Quilters Choice



Bee-Line to your Valentines!

Whether they Bee husband, children, relative, or friend, if you want them to know your love, show them or gift them with something of what you love – crafts lovingly created, assembled, and completed at your Bee! It is said that in order to love others, you need to love yourself. What better way to show this love to yourself and others is by producing a one-of-a-kind creation at your Bee? You'll Bee so happy you did. And when you're happy, others see you shine. Spread a little sunshine, happiness and love by doing what you do best. You'll not only make yourself feel good, but others will too when they receive your loving projects.

So, let's Bee the shine this Valentine!

Dawn Schultz

Opened Bees

- Art Quilt Bee – meets 3rd Wednesday evening/month at 7:00 p.m., Batavia
- Dear Jane Bee – meets 3rd Sunday/month at 1:00 p.m., Bartlett
- General Bee/Fabricators – meets 1st Monday evening/month at 7:00 p.m., Geneva & meets the 3rd Wednesday/month at 1:00 p.m.
- General Bee/Let's Bee Friends – meets 3rd Wednesday/month at 10:00 a.m.,

PSQG FEBRUARY NEWSLETTER 2017

St. Charles

- General Bee/Mavans – meets 3rd Monday/month at 9:30 a.m., members' homes
- Knitting Bee/Knit Wits – meets 2nd Monday/month at 12:30 p.m., St. Charles
- Longarm Bee/LamBees – meets 3rd Thursday/month, 10:00 a.m., North Aurora
- Scrap Bee/Scraps II – meets 3rd Friday/month at 10:00 a.m., Winfield

Bees waiting to happen!

Art Bee (daytime) – 2 on the list

Bag-making Bee (daytime) – 2 on the list

Embroidery Bee (daytime) – 4 on the list; central to W-side location

EQ Bee (daytime) – 1 on the list

Fabric Dyeing Bee (daytime) – 1 on the list

General Bee (daytime) – 1 for daytime, E-side location; 2 on night time

Hand Stitching Bee (daytime) – 1 on the list

Knitting Bee (night time) – 1 on the list

Longarm Bee (night time) – 1 on the list

Modern Bee (daytime/night time) – 1 for daytime; 4 on the list for night time

Quilt Bee (daytime/night time) – 3 for daytime, SW location; 1 on the night time or Sat.



QUILT SHOW 2018 (yes, it's true!)

No, it isn't too early to start thinking about our next quilt show. Remember that New Year's resolution to get your show quilts done by next July? Well then, isn't this chilly winter a good time to get sewing? For the Quilt Show Committee the first items on the agenda are the committee itself and the raffle quilt. Our fabulous shows only happen because of all of your contributions of time and items to sell. Although we are **not** collecting anything yet, you can begin to accumulate items at your own homes. Our more immediate need is for members to volunteer to help out on the committee itself. We have some openings that we will describe at the guild meetings in case you feel you can help us pull the show together.

As Susie reminded us in November, we need to get our creative juices flowing and start working on our raffle quilt. If you have an idea for the quilt, please let us know. We look forward to creating another beautiful quilt for our guild.

Susie Wing, Joyce Jaksa, and Chris Schwarz, Quilt Show Co-Chairs

PSQG FEBRUARY NEWSLETTER 2017

Nomination Form for Quilt of Valor

Recipient's Information:

Has this recipient ever received a QOV before?

Name:

Address:

Branch of Service

Deployment

Nominator Information:

Name

Email

Phone

Additional Comments:

PSQG FEBRUARY NEWSLETTER 2017

2016-2017 Board

Executive Board:

President: Sharron Evans

Vice-Presidents Programs: Teresa Kasch and Chris Berry

Vice-President, Evening: Susie Wing

Vice-President, Daytime: Cindy Krelle

Secretary: Diane Hubberts

Treasurer: Sue Balsiger

Contracts 2017-2018: Teresa Kasch

Board of Directors:

Activities: Diane Moore and Barbara Stewart

Beekeeper: Dawn Schultz

Community Projects: Rita Pennington

Education: Edith Hubbard

Library: Janet Miller and Beth Reuter

Membership: Susan Egner (am)

Sue Hedke (am)

Diane Swaney-Smith (pm)

Media: Yvonne Richter

Newsletter: Diane Moore

Nominations: Susan Strasser


Quilt Show Chairs 2016: Chris Schwarz*, Leslie Nyckel*

Assistant Co-Chair 2016: Joyce Jaksa

Quilt Show Chairs 2018: Joyce Jaksa*, Susie Wing*, Chris Schwarz*

*Indicates Co-Chairs

PSQG FEBRUARY NEWSLETTER 2017



Prairie Star Quilters Guild

P. O. Box 1460

St. Charles, IL 60174-1460

FIRST CLASS MAIL

Dated Material

ADVERTISING RATES

1/8 page \$10/issue (business card size)

1/4 page \$20/issue

1/2 page \$40/issue

Above rates apply to a single issue. A purchase of the same-size ad for a year (11 issues) earns a 10% discount. Ads accepted only for quilting or quilt-related subjects and must be prepaid. Deadline for ads (getting copy or camera-ready artwork to the Editor) is the first of the month in which you wish the ad to appear. Call or email the Editor if you have any questions.

SUBSCRIPTION INFORMATION

Prairie Star Press Subscription Only Rate: Non-members of PSQG wishing a subscription to the **Prairie Star Press** may subscribe for \$15/year (11 issues). Make check payable to PSQG and send to PSQG, P.O. Box 1460, St. Charles, IL 60174-1460. PSQG trades complimentary issues of the **Prairie Star Press** with other guilds upon request.