

Prairie Star Press

PRAIRIE STAR QUILTERS GUILD VOLUME XXXIX, ISSUE NO. 4

ST. Charles, IL PSQG Website: <http://www.psqq.org> September, 2016

Message from the PSQG President...

When I first became a Prairie Star Guild member I was soooooo impressed with you all! Having been a member in other local guilds I never saw so much community as I saw here! Hey, you have to love a group that serves goodies during their meeting! And when the quilt show came around – you all pitched in. And when I attended the show I was dazzled at all the talent you have in the membership. The quilts, ah, the quilts! And the lunch... those pulled pork sandwiches.... Yum!

So here we are - and like Jack Nicholson in a horror movie would say – “it’s back”

So I ask you, did you

- Put on your sleeve and label on your show quilt?
- Turn in your raffle tickets yet?
- Clean out your sewing room for books, patterns to donate?
- Turn in any boutique items you have made for our own PSQG booth?
- Turned in those card keeps you whipped up for our guests?
- AND MOST IMPORTANTLY ... signed up for volunteer time?

Hey you all, the profits from our show is what allows us to have such fantastic speakers every year! So let’s work together, as you all usually

Here’s what’s in this issue:

From the PSQG President	1-2
Education Table	2
Quilt Show	3
Membership	4
Directions for Card Holder	4
Upcoming Speakers/Workshops	5-8
Schnibbles	9
Birthdays	9
Bee Keeper	10
2016-2017 Board	11

Next newsletter deadline:

October 6th, 2016, 6:00 p.m.
Send it to Diane Moore at
moore.helen@att.net

PSQG SEPTEMBER NEWSLETTER 2016

do, and pump up the show so that Theresa can have a nice plump budget for 2017-2018!

One last item of business..... let's be sure we give a roar of thanks for our quilt show committee chairs and their caravan of assistants when you see them at the show.

As for me – I have to run... I still need to put the sleeve on my own show entry!!!!



Coming up at the Education Table

In September let's get to work and finish our quilts for the Quilt Show. In September, I'll show you where to baste your quilt number and what a sleeve should look like. Get those quilt entries ready quilt show is around the corner.

October Quilt Show Review. The Quilt Show is like getting ready for Christmas, all the preparations, decorating, and excitement. I can't wait. Volunteer for your favorite job, without you we can't make the show a success.

November is the last meeting of the year. I will show you different types of marking tools. There is a right way and time to use some of these tools. Hopefully I can show you a new trick.

I need someone to help. I will not be here for the **January guild meetings**. I need someone to do an education demo at the PM and AM meetings. If you are interested, please contact me at jnehubbard@prodigy.net. Thanks

Edith Hubbard, Education Coordinator



PSQG SEPTEMBER NEWSLETTER 2016

YIKES! The Quilt Show is coming!

Can the quilt show be next month? Yes, it can!

If you haven't signed up to **volunteer** yet, please check your calendar to see when you can help us. The quilt show is the event that makes the money for the guild to be able to bring in our wonderful speakers, and we can't run the show without your help. In order to finalize the volunteer schedule, please call Joyce Jaksa at 630-404-1014 to find an opportunity that fits your time frame. Remember, you get into the show for free when you volunteer!

The September guild meetings are especially important because:

1. If you have entered any quilts, you will be picking up an **envelope containing your number tags** to attach to your quilts and pillowcases ahead of the drop-off on Sunday, October 9. A list of the drop-off locations and hours will also be in the envelope.
2. At the Education table Edith will finish her information about preparing your quilt for the show - especially the **sleeve and label**. Also be sure our **name** is clearly written on each pillowcase (one to hold each quilt entered)
3. **Challenge Quilts** are due! These do not need a sleeve, so woo-hoo that buys us more time to finish them!
4. We will have our **final collection** of items for the Boutique, Book/Magazines/Patterns, card holders, and raffle basket items for these baskets: modern; holidays; beginner (we could use a rotary cutter); boy/girl/baby non-fabric items such as books and small toys; and spa/wine/chocolate. **No scraps** will be taken at these meetings.
5. You can purchase and/or turn in your **raffle quilt tickets**.

Thanks again for all of your contributions over the past two years. Let's have a wonderful show!

Chris Schwarz and Leslie Nyckel, Quilt Show Co-chairs





Membership News. . . .

Many new members are joining every month. We have 258 total members now. New members are given an Artist Trading Card to pin on their shirt to designate they are new to our Guild. The Deluxe Designer is our President, Sharron Evans. She made each of these unique beauties. They will certainly catch your eye. So when you see someone sporting one of these artistic creations, and that person is unfamiliar to you, you have an instant conversation starter. Just introduce yourself and tell them more about our Guild and our Quilt Show. They could turn out to be your new BFF. And for the latest contact info for all our members, refer to the new Membership Directory posted on our website.

Membership Committee: Diane Swaney-Smith, Susan Egnor, Sue Hedke

Last call for card Keeper

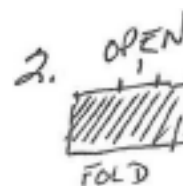
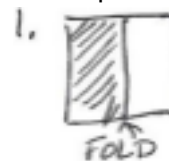
Door Gift

1 – 8 ½ x 8 ½ fabric

1– 8 ½ x 4 ¼ fusible interfacing

1. Fuse interfacing to the wrong side of fabric.
2. Fold in half right sides together and sew ¼" seam around leaving an opening to turn in the middle of the 8 ½' side.
3. Clip corners and turn right side out. Press turning opening ¼".
4. Fold each end in 1 ½" to make pockets. Then top stitch all the way around outside edge 1/8". Fold in half.

Note: You can also use two different fabrics each 8 ½ x 4 ½ and fusible interfacing 8 ½ x 4 ½ fused one of the fabrics. Sew all the way around as in step 2 then continue to steps 3 & 4.



PSQG SEPTEMBER NEWSLETTER 2016

September with Norma Whaley of Timeless Traditions

Shorter days and cooler nights will have us pondering cozy quilts, crunchy leaf piles, and family gatherings. Norma Whaley of Timeless Traditions is the perfect guest to bring us into the Autumn season and she will be here September 26 and 27 with her lecture "My Quilts and Trunk Show", and 2, yes, 2, workshop offerings! A farm girl from Minnesota (now residing in Utah), Norma is a designer of very charming traditional style quilts inspired by family, the culture of quilting, scrap quilts of her youth, gardening, cooking, and beautifully written words! Join us for one or both of Norma's workshops featuring two beautiful quilts that lend themselves to a variety of interpretations! Monday, September 26 is the full day workshop featuring her Star Garden quilt and Tuesday, September 27 is the half day workshop featuring the table runner Pines and Holly. For your convenience and preparations, both workshop patterns are available for purchase at the time of registration.

Star Garden Workshop



Date	Monday September 26, 2016
Hours:	Full Day Workshop 9 A.M. (doors open at 8:30) - 4 P.M. (Lunch Option)
Cost:	\$50 Members, \$60 Non- Members, \$10 Pattern
Location:	Bethlehem Lutheran Church

Pines and Holly Workshop



Date	Tuesday, September 27, 2016
Hours:	1 P.M.-4 P.M.
Cost:	30 Members, \$40 Non- Members, Kit available
Location:	Bethlehem Lutheran Church

PSQG SEPTEMBER NEWSLETTER 2016

Registrations for the 2017 workshops open in September! Come visit the Programs Table, let's talk workshops and choose a couple that will inspire you!

Teresa Kasch and Chris Berry



October- Quilt Show in Review!

November with Renee Nanneman of Needl'Love Books and Andover Fabrics

What a special treat Renee Nanneman has in store for us as we begin our Holiday seasons! Renee, a treasured designer for Andover Fabrics and author of the classic Needl'Love books (how many do you own?!) Renee will be here Monday, November 28th (that's AFTER Thanksgiving!) for a full day workshop and two lectures on "Loving Neutrals with a Splash of Color"!

Do visit the Programs table to see this GORGEOUS workshop project that features silk, wool, home dec and embroidery in the most yummy colors! No doubt this small quilt will become the favorite hand project to carry you thru the crazy holiday preps! Register for this workshop at your next chapter meeting, it is going to be something very special! A kit will be available for purchase at the workshop!



Floral Urn Workshop

Date:	Monday, November 28, 2016
Time:	9am (doors open at 8:30am) to 4pm (Lunch option)
Cost:	\$65 Members, \$75 Non-Members, Kit \$35
Location:	Bethlehem Lutheran Church (guild meeting room)

NO MEETING IN DECEMBER

January with Sara Lawson and Big City Bags!

Come out from under all the holiday chores and make something lovely and useful just for you! Sara Lawson of Sew Sweetness (www.sewsweetness.com) is visiting us January 23 & 24 of 2017 with a lecture on Interfacing and a trunk show of her fabulous bags! On Monday, January 23, join Sara for an all day workshop featuring the Appaloosa Bag! Sara is a fantastic teacher who can teach to a wide range of sewing skills, even those that have never seen a bag before (that would be me)! Let's get organized and ready for a new year of projects with this medium-sized bag featuring unique accordion dividers on the inside, which provides plenty of separate storage space for all of your essentials! The flap features a magnetic snap closure. The strap is adjustable as well, all-in-all giving you a chance to try out several fun features and techniques! The bag finishes at 10 3/4" long x 7 1/2" high x 4" deep.... perfect!



The Appaloosa Bag Workshop

Date:	Mondy, January 23, 2017
Hours:	9:00 a.m. (doors open at 8:30) to 4:00 p.m. lunch option
Cost:	\$35
Location:	Bethlehem Lutheran Church (guild meeting room)

PSQG SEPTEMBER NEWSLETTER 2016

February with Gudrun Erla of GE Designs

February can find us longing for the colors of Spring, warm sunshine and any reason to get out of the house!!! Circle February 27 and 28 on your 2017 calendar because we are going to have colorful, warm and inviting visit from Gudrun Erla of GE Designs!


Gudrun loves everything quick and simple, so her quilts might look more complicated than they really are. She loves to find ways to do things quicker and use easier methods. Her patterns have been very popular, with easy to follow instructions and quick assembly and finishing. All her patterns are geared toward today's quilt makers, easy and fast with a modern touch. Gudrun has also been designing fabrics for Red Rooster Fabrics since 2006.

On Monday, February 27 Gudrun will be teaching a full day workshop featuring a focus on 2 different projects from her book *Strip Your Stash*, using the Stripology ruler to cut your fabrics fast and efficiently: Students learn the methods for both designs and have the opportunity to work on one in class. Gudrun will also give two different lectures - *My Quilting Journey* in the evening and *Stripology* for the morning.

Come out into the cold and let us warm you up with GE Designs!

Strip Your Stash Workshop

Date:	Mondy, February 27, 2017
Hours:	9:00 a.m. (doors open at 8:30) to 4:00 p.m. lunch option
Cost:	\$65
Location:	Bethlehem Lutheran Church (guild meeting room)



PSQG SEPTEMBER NEWSLETTER 2016

HAPPY BIRTHDAY



Mary Ellen Hennebry	October 1
Sherrie Letzter	October 3
Edna DeVore	October 8
Diane Swaney-Smith	October 11
Madonna Wempe	October 16
Judy Schifiliti	October 18
Diana Knight	October 19
Ida Kelsey	October 20
Eileen Nolan	October 21
Chris Berry	October 22
Rachel Leone	October 23
Nancy Lilly	October 23
Jody Schoneck	October 24
Erma Gibson	October 25
Jan Sharpless	October 25
Vi Nelson	October 28
Beth Reuter	October 28
Bonnie Holtz	October 31
Lois Wilhelm	October 31

Schnibbles


In anticipation of our 2017 Banquet speaker...Carrie Nelson aka Miss Rosie . . . you are invited to A Year of Schnibbles!

What the heck is a Schnibble? Schnibbles are patterns for small quilts and projects published by Carrie Nelson of Miss Rosie's Quilt Company

Here are the details!

Each month, at the chapter meetings and in the newsletter, your Programs Team will reveal the *Schnibble pattern for the next month. Make the pattern during the month out of any fabrics of your choosing. Use one line of fabric or make it scrappy. Finish and bring your Schnibble quilt top (need not be quilted) to the next month's chapter meeting Show & Tell and receive a ticket to be placed in our beautiful Schnibble bucket for a chance at prizes at our 2017 Banquet! Sew Generously of St. Charles has graciously offered to carry our all our Schnibble selections for your purchase! Participate each month or whenever you are able, everyone is welcome to join in! No sign ups, no registrations - just grab your pattern, fabric and start Schnibbling! Any questions? Come see Teresa Kasch or Chris Berry at the Programs Table! We hope you'll join us and become an official Schniblette!

OCTOBER'S SCHNIBBLE is HONEYCOMB



PSQG SEPTEMBER NEWSLETTER 2016

PSQG September 2016 Newsletter – Beekeeper

Is there a Bee for Me. . .of course there is, silly you!

It's that time of the year when the kiddies return to school (as happy moms and dads dance around). So should you also return to your crafts/Bees to learn something new or to just perfect your sewing or hand-work.

School days, school days

Dear old golden rule days.

You do know that attending Bees is like attending school (in a way)? At school you learn –

Reading and writing and arithmetic

Taught to the tune of the hickory stick.

Well, I'm here to tell you there's NO "hickory stick" to snap your knuckles as in olden days. No sir, there's just comrades in your craft that'll keep you focused and encourage you to try new things, procedures, processes, colors, techniques, etc. So insert – *Sewing and quilting and applique.* into your school song, and you'll get the idea!

Look at the list below and see if there's a Bee (class) you would like to take. See me if you think of a Bee that might not be listed or with a different day or time. Remember, I have a list of Bees waiting to happen. So let's add your name to one of these lists. You'll Bee so happy you did. See, there is a Bee for you!!!

Opened Bees

- Art Quilt Bee – meets 3rd Wednesday evening/month at 7:00 p.m., Batavia
- Embroidery Bee/Twisted Threads – meets 2nd Thursday/month at 10:00 a.m., Winfield
- General Bee/Fabricators – meets 1st Monday evening/month at 7:00 p.m., Geneva & meets the 3rd Wednesday/month at 1:00 p.m.
- General Bee/Let's Bee Friends – meets 3rd Wednesday/month at 10:00 a.m.,
St. Charles
- Knitting Bee/Knit Wits – meets 2nd Monday/month at 12:30 p.m., St. Charles
- Scrap Bee/Scrap Hunters – meets 2nd Wednesday/month at 10:00 a.m., St. Charles
- Scrap Bee/Scraps II – meets 3rd Friday/month at 10:00 a.m., Winfield

PSQG SEPTEMBER NEWSLETTER 2016

- Travelling Bee/Quilters on the Go – get together only when traveling

**General Bee/Mavans – meets 1st Monday/month at 9:30 a.m., members' homes

**Dear Jane Bee – meets 3rd Sunday/month at 1:00 p.m., Bartlett

**Longarm Bee/LamBees – meets 3rd Thursday/month, 10:00 a.m., North Aurora

**Bees hoping to add a couple of new members

Dawn Schultz, Beekeeper

2016-2017 Board

Executive Board:

President: Sharron Evans

Vice-Presidents Programs: Teresa Kasch and Chris Berry

Vice-President, Evening: Susie Wing

Vice-President, Daytime: Cindy Krelle

Secretary: Diane Hubberts

Treasurer: Sue Balsiger

Contracts 2017-2018: Teresa Kasch

Board of Directors:

Activities: Diane Moore and Barbara Stewart

Beekeeper: Dawn Schultz

Community Projects: Rita Pennington

Education: Edith Hubbard

Library: Janet Miller and Beth Reuter

Membership: Susan Egner (am)

Sue Hedke (am)

Diane Swaney-Smith (pm)

Joyce Jaksa (am/pm)

Media: Yvonne Richter

Newsletter: Diane Moore

Nominations: Susan Strasser


Quilt Show Chairs 2016: Chris Schwarz*, Leslie Nyckel*

Assistant Co-Chair 2016: Joyce Jaksa

Quilt Show Chairs 2018: Joyce Jaksa*, Susie Wing*, Chris Schwarz*

*Indicates Co-Chairs

PSQG SEPTEMBER NEWSLETTER 2016



Prairie Star Quilters Guild

P. O. Box 1460

St. Charles, IL 60174-1460

FIRST CLASS MAIL

Dated Material

ADVERTISING RATES

1/8 page \$10/issue (business card size)

1/4 page \$20/issue

1/2 page \$40/issue

Above rates apply to a single issue. A purchase of the same-size ad for a year (11 issues) earns a 10% discount. Ads accepted only for quilting or quilt-related subjects and must be prepaid.

Deadline for ads (getting copy or camera-ready artwork to the Editor) is the first of the month in which you wish the ad to appear. Call or email the Editor if you have any questions.

SUBSCRIPTION INFORMATION

Prairie Star Press Subscription Only Rate: Non-members of PSQG wishing a subscription to the **Prairie Star Press** may subscribe for \$15/year (11 issues). Make check payable to PSQG and send to PSQG, P.O. Box 1460, St. Charles, IL 60174-1460. PSQG trades complimentary issues of the **Prairie Star Press** with other guilds upon request.