

Prairie Star Press

PRAIRIE STAR QUILTERS GUILD VOLUME XXXVIII, ISSUE NO. 3

ST. Charles, IL PSQG Website: <http://www.psqq.org> August, 2016

Message from the Evening-VP Desk...

Crunch, crunch, crunch...go your boots as you trudge through the piled up drifts and the soft flakes swirl down and catch on your eyelashes. [Does that help cool you off? Hope so] I know it is harder to stay with projects when it's hot, but October (and the show) is just weeks away! I am looking forward, once again, to fully enjoying the fruits of our quilting labor on display.

It has been a busy summer of guild activity with barn quilts, schnibbles, a great trunk show, and cake and ice cream! As you finish up projects for the show or perhaps in anticipation of the coming holidays, do plan to join us for a trip Down the Rabbit Hole with Michelle May at this month's guild meetings. See you there!

While you are searching through your closets and cubby holes for that very necessary scrap of fabric to finish off that special project, the Library shelf elf whispered a request that you also keep an eye out for a possibly waylaid guild library book. We are still missing some 20 items that your quilting sisters are anxious to recover so we can share the wealth of ideas for future projects. On another lost/found matter, after last month's meeting, a small calendar-weekly/monthly planner [no name, turquoise cover] was found on a chair. If it is yours, do let me know. I will bring

Here's what's in this issue:

From the Morning VP Desk	1-2
Education Table	2
Summer Gathering	2
Quilt Show	3-4
Membership	4
Directions for Card Holder	4
August speaker and workshops	5
Schnibbles	6
Birthdays	6
Upcoming Programs	7-8
Bee Keeper	9
Community Projects	10
2016-2017 Board	11

Next newsletter deadline:

September 8th, 2016, 6:00 p.m.
Send it to Diane Moore at
moore.helen@att.net

PSQG JULY NEWSLETTER 2016

it along to the August meetings. Many thanks and once again, see you all at this month's chapter meetings!

Susie Wing

Evening VP



Coming up at the Education Table

In August and September let's get to work and finish our quilts for the Quilt Show. August will be binding your quilt and September I will have labels and hanging sleeves. I'll show you where to baste your quilt number and what a sleeve should look like. Get those quilt entries ready quilt show is around the corner.

October Quilt Show Review. The Quilt Show is like getting ready for Christmas, all the preparations, decorating, and excitement. I can't wait. Volunteer for your favorite job, without you we can't make the show a success.

November is the last meeting of the year. I will show you different types of marking tools. There is a right way and time to use some of these tools. Hopefully I can show you a new trick.

I need someone to help. I will not be here for the **January guild meetings**. I need someone to do an education demo at the PM and AM meetings. If you are interested, please contact me at jnehubbard@prodigy.net. Thanks

Edith Hubbard, Education Coordinator



Summer Gathering

I want to thank all the people who helped with the ice cream social in July. It helped make it a successful and delightful evening.

PSQG JULY NEWSLETTER 2016

THE QUILT SHOW IS COMING IN OCTOBER-WE NEED YOUR HELP!

The Quilt Show is a little more than 2 months away and we still need your help to make it a successful Show. Here are some things you can make, donate, or do to help out:

Boutique - items accepted through the September meetings

Aprons, Ornaments, Pin cushions, American Girl accessories and clothes, Fall decoration items, Christmas/Holiday items, Table runners, Purses, Wallets

Raffle Baskets - basket themes and items still needed, accepted through the September meetings:

Patriotic: Red/White/Blue items and Fabric, patterns, books

Fall and Christmas Holiday themed items

Chocolate Basket: good chocolate, wine, wine glasses, spa items, candles, glass charms, etc

Batiks: fabric and patterns, items made from batiks

Baby: Toys or accessories (we have a lot of fabric)

Little Boy: Toy truck, Books

Little Girl: Doll or toy, Books

Modern: items for a modern quilter theme

Needlework: items for the needle worker, patterns, tools, projects

Volunteers - there are still many time slots open, please sign up at the August meeting. There are many jobs that only require a small commitment, please help out where ever you can. It is a lot of fun to work the show.

Card Keepers – we hope to have 1500, we still need at least 300 more! Please make more and turn in at the August or September meetings.

PSQG JULY NEWSLETTER 2016

Books/Magazines – we will continue to accept books and magazines through the September meetings. Drop them off in the open car trunks in the parking lot as you come in. Bookmarks and let us know where you are taking them.

Scraps - last collection will be the August meetings.

Challenge Quilts: Due September 1st.

Bookmarks - we need help getting the word out about the Show. Grab a batch of Bookmarks and let us know where you are taking them.

Publicity – Please us whatever Social media you have to get the word out about the Show. Invite your friends, relatives and neighbors!

Chris Schwarz and Leslie Nyckel Show Chair



Membership News. . . .

What a delightful meeting we had last month. With cake and ice cream, an inspiring speaker, and bargain fabric scraps, we had 137 people in attendance! Our membership roster is now at 229, and more join us each month. If you ordered a name badge, please don't forget to pick it up at the Membership table. If you would like to have a name badge made, let us know and we will order it for you. The cost is \$12.00. We expect to have the updated Membership Directory completed next month.

Diane Swaney-Smith, Joyce Jaksa, Susan Egner, Sue Hedke, Membership Committee

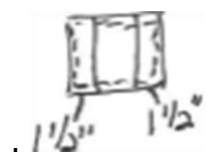
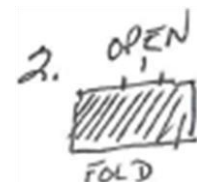
Card Keeper Door Gift

1 – 8 ½ x 8 ½ fabric

1– 8 ½ x 4 ¼ fusible interfacing

1. Fuse interfacing to the wrong side of fabric.
2. Fold in half right sides together and sew ¼" seam around leaving an opening to turn in the middle of the 8 ½' side.
3. Clip corners and turn right side out. Press turning opening ¼".
4. Fold each end in 1 ½" to make pockets. Then top stitch all the way around outside edge 1/8". Fold in half.

Note: You can also use two different fabrics each 8 ½ x 4 ½ and fusible interfacing 8 ½ x 4 ½ fused one of the fabrics. Sew all the way around as in step 2 then continue to steps 3 & 4.



PSQG JULY NEWSLETTER 2016



August with Michelle May and Folk Art Fusion

"Quilting and stitching provide the keys to the magical place in my mind known as "down the rabbit hole." It is a place where simple fun and folksiness abound-the looking glass into my imagination". - Michelle May

Join us in August with Michelle May for a lively adventure down the rabbit hole where she will be your tour guide into the world of Folk Art Fusion®, a marriage of embroidery, quilting, and folk art!

PETER PUMPKIN FOR AUGUST WORKSHOP



Date:	August 22, 2016
Hours:	9:00 a.m. (doors open at 8:30) to 4:00 p.m. lunch option
Cost:	Cost: \$50 Members, \$60 Non-Members \$35 Kit Fee payable to Michelle at workshop
Location:	Bethlehem Lutheran Church (guild meeting room)

PSQG JULY NEWSLETTER 2016

Schnibbles

In anticipation of our 2017 Banquet speaker...Carrie Nelson aka Miss Rosie . . . you are invited to A Year of Schnibbles!

What the heck is a Schnibble? Schnibbles are patterns for small quilts and projects published by Carrie Nelson of Miss Rosie's Quilt Company

Here are the details!

Each month, at the chapter meetings and in the newsletter, your Programs Team will reveal the *Schnibble pattern for the next month. Make the pattern during the month out of any fabrics of your choosing. Use one line of fabric or make it scrappy. Finish and bring your Schnibble quilt top (need not be quilted) to the next month's chapter meeting Show & Tell and receive a ticket to be placed in our beautiful Schnibble bucket for a chance at prizes at our 2017 Banquet! Sew Generously of St. Charles has graciously offered to carry our all our Schnibble selections for your purchase! Participate each month or whenever you are able, everyone is welcome to join in! No sign ups, no registrations - just grab your pattern, fabric and start Schnibbling! Any questions? Come see Teresa Kasch or Chris Berry at the Programs Table! We hope you'll join us and become an official Schnibblette!

September's Schnibble pattern is Zoom!



←--- **September
SCHNIBBLE
SWEET SPOT!**

HAPPY BIRTHDAY		
Nancy	Kinzie	9/2
Marsha	Lucia	9/3
Nancy	Aho	9/4
Gail	Hamm	9/6
Claire	Erickson	9/7
Dianne	Jackman	9/8
Dorothy	Walls	9/8
Janice	Arismendi-Cox	9/9
Teresa	Boi	9/9
Rebecca	Lamb	9/9
Yvonne	Richter	9/9
Susanna	Orr	9/11
Gail	Fields	9/12
Janet	Miller	9/12
Dixie	Riley	9/12
Jane	Remus	9/16
Barbara	Carlson	9/17
Cathy	Maki	9/17
Judith	Sus	9/18
Jody	Cregier	9/20
Melanie	Hutter	9/20
H. Diane	Moore	9/22
Sheila	Cisko	9/25
Emilie	Marquez	9/25
Sheryl	Keiler	9/27
Ingrid	Nelson	9/30

Fall Workshop Offerings September with Norma Whaley of Timeless Traditions

Shorter days and cooler nights will have us pondering cozy quilts, crunchy leaf piles, and family gatherings. Norma Whaley of Timeless Traditions is the perfect guest to bring us into the Autumn season and she will be here September 26 and 27 with her lecture/ trunk show, and 2, yes, 2, workshop offerings! A farm girl from Minnesota (now residing in Utah), Norma is a designer of very charming traditional style quilts inspired by family, the culture of quilting, scrap quilts of her youth, gardening, cooking, and beautifully written words! Norma creates quilts of the heart for all the special people in your life! Join us for one or both of Norma's workshops featuring two beautiful quilts that lend themselves to a variety of interpretations! Monday, September 26 is the full day workshop featuring her Star Garden quilt and Tuesday, September 27 is the half day workshop featuring Stars & Holly Berries. For your convenience and preparations, both workshop patterns are available for purchase at the time of registration

**Norma has sent us samples of her quilts for your enjoyment and consideration...come visit us at the Programs table to view these beautiful quilts and join us for one or both of these workshops! **

Star Garden Workshop



Date	Monday September 26, 2016
Hours:	Full Day Workshop 9 A.M. (doors open at 8:30) - 4 P.M. (Lunch Option)
Cost:	\$50 Members, \$60 Non- Members, \$10 Pattern
Location:	Bethlehem Lutheran Church

Stars & Holly Berries

Date	Tuesday, September 27, 2016
Hours:	1 P.M.-4 P.M.
Cost:	30 Members, \$40 Non- Members, \$10 Pattern
Location:	Bethlehem Lutheran Church

PSQG JULY NEWSLETTER 2016



October- Quilt Show in Review!

November with Renee Nanneman of Need! Love Books and Andover Fabrics

What a special treat Renee Nanneman has in store for us as we begin our Holiday seasons! Renee, a treasured designer for Andover Fabrics and author of the classic Need! Love books (how many do you own?!) You may know her dear friend, Lynn Schmitt of Different Box of Crayons (Wheaton), who features some of Renee's patterns, fabric and designs. Renee will be here Monday, November 28th (that's AFTER Thanksgiving!) for a full day workshop and two lectures on "Loving Neutrals with a Splash of Color"!

Do visit the Programs table to see this GORGEOUS workshop project that features silk, wool, home dec and embroidery in the most yummy colors! No doubt this small quilt will become the favorite hand project to carry you thru the crazy holiday preps! Register for this workshop at your next chapter meeting, it is going to be something very special! A kit will be available for purchase at the workshop!



Floral Urn Workshop

Date:	Monday, November 28, 2016
Time:	9am (doors open at 8:30am) to 4pm (Lunch option)
Cost:	\$65 Members, \$75 Non-Members, Kit \$35
Location:	Bethlehem Lutheran Church (guild meeting room)

2017 Workshops are OPEN!

Registrations for the 2017 workshops open in September! Come visit the Programs Table, let's talk workshops and choose a couple that will inspire you!

Teresa Kasch and Chris Berry



BEE Keeper News

- It's not the Dog Days of summer. . .this month.
- It's the **BEE** Days of summer!!!
- In August, one thinks of hot, humid summer days. But, guess what? This year the Dogs have left the neighborhood, and the Bees have descended. Uhm, the good kind of Bees where you can enjoy socializing with friends in a cool environment with even a cool drink by your side while you endeavor to feed your habit of attending a Bee – or two or three.
- So don't despair, August is now the "BEE Days of our Lives" (gee, that could be a great title for a daytime soap). Just look through the following list and pick a BEE – for free!!!
- **Opened Bees**
 - - Art Quilt Bee – meets 3rd Wednesday evening/month at 7:00 p.m., Batavia
 - - Embroidery Bee/Twisted Threads – meets 2nd Thursday/month at 10:00 a.m., Winfield
 - - General Bee – meets 1st Monday evening/month at 7:00 p.m., Geneva
 - - General Bee/Let's Bee Friends – meets 3rd Wednesday/month at 10:00 a.m., St. Charles
 - - Knitting Bee/Knit Wits – meets 2nd Monday/month at 12:30 p.m., St. Charles
 - - Scrap Bee/Scrap Hunters – meets 2nd Wednesday/month at 10:00 a.m., St. Charles
 - - Scrap Bee/Scraps II – meets 3rd Friday/month at 10:00 a.m., Winfield
- ****Bees hoping to add a couple of new members**
 - ***General Bee/Mavans – meets 1st Monday/month at 9:30 a.m., members' homes*
 - ***Dear Jane Bee – meets 3rd Sunday/month at 1:00 p.m., Bartlett*
 - ***Longarm Bee/LamBees – meets 3rd Thursday/month, 10:00 a.m., North Aurora*
- **Bees waiting to happen!**
 - Art Bee (daytime) – 1 on the list
 - Embroidery Bee (daytime) – 3 on the list for a central to west-side location
 - EQ Bee (daytime) – 1 on the list
 - Hand Stitching Bee (daytime) – 1 on the list
 - Longarm Bee (night time) – 1 on the list
 - Modern Bee (daytime/night time) – 1 for daytime; 3 on the list for night time
 - Quilt Bee (night time) – 2 on the list
 - Scrap Bee (daytime) – 1 on the list; wants to meet at each other's homes
 - Dawn Schultz, Beekeeper

Community Projects

Thank you to all who came by the Community table and picked up quilts for binding, kits for blocks, Quilt bundles for quilting! We have a few co-chairs! Linda Stoyhoff has offered to collect the Fidget quilts; Leslie Nyckel will continue to collect dog beds; Karen Lukac will collect the heart pillows and Debbie Long will collect the other charity quilts you have been working on.

Oh the patriotic blocks you took, let's make it a signature block. If you wish, with a fabric pen, put your first name, last initial, city and state on the white strips. It has been highly suggested from our military not to put full names for security reasons, so QOV obliges. Please remember not to trim your blocks.

Feel free to check out the blog: LOLQOV.blogspot.com or join us on our Facebook page: Illinois Quilts of Valor. The blog lists our sew-in locations. Another location is "brewing" at Aunt Sassy in Geneva and another in Montgomery. We welcome you to join us.

Rita Pennington

Illinois State Coordinator

Quilts of Valor Foundation

rita.pennington@QOVF.org

www.QOVF.org

The Quilts of Valor Foundation is a non-profit organization established and operated in accordance with section 501(c)(3) of the Internal Revenue Code.

LOLQOV.blogspot.com

Join us on Facebook: Illinois Quilts of Valor

PET BEDS

I will continue to collect filled pillows for pet beds, which I take to Anderson Animal Shelter in Elgin. Keep a bag by your sewing machine and throw in any scraps too small to sell at the show, batting bits, fleece, etc. Minimum 24" x 24" up to 36" x 48". I will have fabric to make cases at the Social picnic and at all meetings if you need it. Bring back your filled pillows to any meeting.

Leslie Nyckel

PSQG JULY NEWSLETTER 2016

2016-2017 Board

Executive Board:

President: Sharron Evans

Vice-Presidents Programs: Teresa Kasch and Chris Berry

Vice-President, Evening: Susie Wing

Vice-President, Daytime: Cindy Krelle

Secretary: Diane Hubberts

Treasurer: Sue Balsiger

Contracts 2017-2018: Teresa Kasch

Board of Directors:

Activities: Diane Moore and Barbara Stewart

Beekeeper: Dawn Schultz

Community Projects: Rita Pennington

Education: Edith Hubbard

Library: Janet Miller and Beth Reuter

Membership: Susan Egnor (am)

Sue Hedke (am)

Diane Swaney-Smith (pm)

Joyce Jaksa (am/pm)

Media: Yvonne Richter

Newsletter: Diane Moore

Nominations: Susan Strasser

Quilt Show Chairs 2016: Chris Schwarz*, Leslie Nyckel*

Assistant Co-Chair 2016: Joyce Jaksa

Quilt Show Chairs 2018: Joyce Jaksa*, Susie Wing*, Chris Schwarz*

*Indicates Co-Chairs


Elizabeth Coleman Owner & Worker-Bee

PRAIRIE QUILTING

A Long-Arm Quilting Service

847-931-9440

PSQG JULY NEWSLETTER 2016



Prairie Star Quilters Guild

P. O. Box 1460

St. Charles, IL 60174-1460

FIRST CLASS MAIL

Dated Material

ADVERTISING RATES

1/8 page \$10/issue (business card size)

1/4 page \$20/issue

1/2 page \$40/issue

Above rates apply to a single issue. A purchase of the same-size ad for a year (11 issues) earns a 10% discount. Ads accepted only for quilting or quilt-related subjects and must be prepaid.

Deadline for ads (getting copy or camera-ready artwork to the Editor) is the first of the month in which you wish the ad to appear. Call or email the Editor if you have any questions.

SUBSCRIPTION INFORMATION

Prairie Star Press Subscription Only Rate: Non-members of PSQG wishing a subscription to the **Prairie Star Press** may subscribe for \$15/year (11 issues). Make check payable to PSQG and send to PSQG, P.O. Box 1460, St. Charles, IL 60174-1460. PSQG trades complimentary issues of the **Prairie Star Press** with other guilds upon request.