


PRAIRIE STAR PRESS



PRAIRIE STAR QUILTERS GUILD
St. Charles, IL

PSQG Website: <http://www.psqg.org>

VOLUME XXXIII, ISSUE NO. 3
August 2012

From the Daytime VP

Hear Ye! Hear Ye! Calling on all quilters of good heart to come to the aid of their upcoming Quilt Show!! We are looking for a few more quilts from your "stash of treasures" to be shared with our October Quilt Show guests! Unfortunately, we are short on our number of quilts and so the deadline has been extended to the end of August and the number of quilts you can enter has been lifted! Please bring your quilt entry form(s) to the August meeting. Let's shine for the whole quilting world to see...bring us those beauties you have made in the past or the extras you made this year that need to be viewed for the first time!! Thanks so very much for your participation!

This month we welcome Mary Fisher to PSQG! Mary is a professional organizer **and** quilter (I always thought it was impossible to be both!) for 20+ years who will share with us how best to determine those things that are important to keep close at hand and those things that we can "release." A slide show will demonstrate some amazing transformations in her talk titled "Sort n' Release in your Quilting Room." Aren't you excited to get your "creative space" lookin' like good...can't wait to hear Mary!!

The Membership Co-chairs are kicking off their New Member Tea this fall!! What a terrific way to welcome our new members and make them feel at home...there's always room for more sisters!!! Check out the details in the newsletter and to all our new members... WELCOME!! We are soooo happy you've joined us!

Wasn't the picnic terrific?!! Kudos to Chris Schwarz and Diane Moore! The "first" quilt show was so entertaining...and the food...well, it was awesome!! The
(cont'd)

Included in this issue (if you're reading this online, click on a title to go to that article):

[From the Daytime VP](#) 1

[Upcoming Programs & workshops](#) 2-3

- ❖ [August: Mary Fisher on Organizing](#)
- ❖ [Sept.: Ewe-nique Creations](#)
- ❖ [October: Barbara Lies presents "Diary of a Mad Quilter"](#)
- ❖ [And more ...](#)
- ❖ [General notes about workshops](#)
- ❖ [Looking Ahead ...](#)

[Quilt Show 2012](#) 4-6

- ❖ [Entry Form Deadline Extended!](#)
- ❖ [Quilt Show Display –next step](#)
- ❖ [Challenge Quilts](#)
- ❖ [Volunteering](#)
- ❖ [Raffle Baskets](#)
- ❖ [Instant Gratification Boutique](#)

[Membership](#) 6-7

- ❖ [New Member Tea](#)

[More Guild information](#) 7-9

- ❖ [From the Beekeeper](#)
- ❖ [Guild Members Birthdays](#)
- ❖ [From the Education Table](#)
- ❖ [Member News](#)

[From outside the Guild](#) 9

[Calendar of Events](#) 10

Activities ladies have some great ideas coming up so stay tuned!

OK, before I sign off, did you all hear the GREAT news?? Quilt Fest is coming back to Rosemont in June 2013!! There was such a hole in my life when they left...it felt so wrong, so cold...but they're comin' back and I couldn't be more excited!! Hope you are too!! And if you can't wait, AOS is hosting a show this month in Grand Rapids, Michigan...do I hear "road trip???"

Can't wait to see you all in August!! Until then, may the joy of needle & thread be yours!!

*Teresa Kasch
Daytime VP*

Upcoming Programs and workshops

August: Mary Fisher on Organizing

August is for Organizing and **Mary Fisher** of [Sort 'n Release LLC](#) will offer two lectures and a workshop I am so looking forward to! You will email some pics of your space featuring problem areas (eek!) along with a questionnaire to her, and she will project them and make recommendations on how to get your space in shape. (Not that any of us need it, lol!) This **workshop** will be held from 1:00 to 4:00 p.m. after the Tuesday meeting and costs \$35. Again, more info along with the questionnaire is on the website under the programs tab.

Note: There are still a few spots left in the workshop!

September: Ewe-nique Creations

Ewe-nique Creations from Elkhorn Wisconsin will have an entertaining program about all things woolie! They are famous for fabulous block of the months, kits, thread and wool- especially applique! You'll get the "itch" for

wool. Monday, the 24th, the girls from Ewe-nique will offer a full day workshop from 10:00 a.m. to 4:00 p.m. at the church titled "A Time for Wool" for \$60. You will be working on one season from their popular pattern by the same name. Come see why so many quilters love wool.

October: Barbara Lies presents "Diary of a Mad Quilter"

Join us in October to hear "Diary of a Mad Quilter" Presented by Barbara Lies. Barbara hails from "Mad Town" Madison Wisconsin and will bring some fabulous award winning quilts.

Our workshop in October will be taught by our own **Sue Pawlowski**. Join Sue as she teaches a fun quilt with easy foundations. Start with the table runner kit, and grow it into a larger quilt if you like!

The workshop will be held after the Tuesday meeting and the cost is \$35 for the workshop (mail or give to Caron) and \$15 for the kit (payable to Sue). The kit will include most everything you need, except of course your machine and notions. More info on the website.

And more ...

In any given newsletter, I plan to share about 3 months' worth of upcoming programs. The website will feature a bit more and you can always call or email me. Remember, when you take a workshop, you just might meet your new best friend!

*Caron Carlson
Program VP
(630) 879-0000
bigtimequilter@yahoo.com*

General notes about workshops

The following notes apply to all workshops unless otherwise noted in the description.

- ❖ If the minimum number of PAID workshop participants is not reached 30

days prior to the workshop, the workshop may be cancelled.

- ❖ **Payment for workshops is due at sign-up.** Checks should be made payable to PSQG and can be handed in at the meeting.
- ❖ Cancellations for workshops (with full refunds) will be accepted up to 45 days before the workshop. After that, a refund will only be given if you find someone to take your spot in the workshop.
- ❖ Supply lists for each workshop will be posted on the Web site as soon as we receive them from the teacher. Web links for each teacher are also listed if the teachers have websites.
- ❖ For all-day workshops or Tuesday afternoon workshops, box lunches can be ordered in the morning for \$11.

- ❖ Unless otherwise noted, all lectures/trunk shows and workshops will be held at Bethlehem Lutheran Church, 1145 North Fifth Avenue, St. Charles, IL 60174.

Looking Ahead ...

November	Quilt Show Review
January	Stephanie Nordlin
February	Rachael Wetzler
March	Amy Bradley
April	Business meeting
May (Banquet)	Bonnie Hunter

Quilt - Stories
by Linda Brodine

Grandma, Please Tell Us A Story!
A Patchwork of Eight Charming Stories

Stories & Quilts by Linda Brodine
Illustrations by Blanch Lebedz

A Quilt-Story is a colorful tapestry of words, pictures and quilts bound by a common thread:

the love of family & children.

Explore this 144-page collection of eight original and wholesome stories for children and those who love reading to them.

Order your copy today at:
www.quilt-stories.com

for the young and young-at-heart!

Quilt Show 2012

Our quilt show is October 12 and 13, 2012, at the DuPage County Fairgrounds.

Newsflash! Quilt show entry form deadline extended to the end of August!

August! It's August and that means that the 2012 Quilt Show is only 2 months away!! Are you getting ready? By now, you have all been notified that we are in need of more beautiful quilts for our show. Please think about sharing your work with your fellow guild members and the multitude of visitors we expect at the show!!

While we have extended the deadline and the number of quilts per member that may be submitted, the number of judged entries per member has **not** changed - only two judged quilts per member. This is due to the logistics of giving the judge enough time to complete her work prior to the show.

Please submit any additional quilts as soon as possible – don't wait until the last minute! This shift in the "rules" is going to place an additional burden on the display committee and the sooner they have the information about **all** of the quilts, the easier to plan for a smooth show set-up.

We expect that the rest of the newsletter will be filled with information from the various show committees asking for help where it is still needed – and we will be providing an update from all of the groups at the August guild meetings. Be thinking about how you can help us have another wildly successful quilt show – it's a great reflection on the Guild and all of our members!!

Lynn Murphy
Jan Sharpless

The Quilt Show Committee

Quilt Show Display – the next step

Thank you to all those who entered quilts in our 2012 show! We will be looking for more entries in the next several weeks, by August 28th please.

Now that you have turned in your quilt entry form, here is the next step.

1. Please make sure you have put a **label** on the back of each quilt (name, date, place, pattern, quilter, etc.).
2. Write down the names of your quilts you entered in case you didn't make copies of your forms.
3. A **sleeve** is required for quilts larger than 24". (See below for finding the directions or pick up a copy at the August meeting.)
4. Next, go to the PSQG website (psqg.org), move your cursor over **Quilt Show 2012**, continue to move the cursor down to **Quilt Show Info for PSQG Members**, slide the cursor to the right and down and click on **Show Your Quilt**. On the **Show Your Quilt!** page click the link for **Drop Off Instructions**. (The directions for the sleeve and application form are also there.)
 - a. There you will find the ten members of our Guild, the Hostesses, who will be collecting your quilts at their homes on **Sunday, October 7th between 1:00 and 4:00 p.m.** Using the city names, you should find the home closest to where you live. **If your quilt is to be judged**, the drop off location is "Prairie Shop Quilts" on Randall Rd. and Wilson St. in Batavia (also from 1:00 to 4:00 p.m. on Oct. 7th). Use Map Quest if needed or call the person hosting the quilt collection for directions.
 - b. While at the house or shop, you will sew a small numbered label to both the back of your quilt and to the pillowcase or bag used for carrying your quilt. All materials, needle and thread will be provided. Please make

sure your name is on the pillowcase/bag. This takes approximately 10 minutes per quilt.

Ginny will have a sample of a sleeve again at the August meeting, including one for an extra-long quilt which requires the sleeve to be placed 8 feet from the bottom. Some lists of the hostesses will be available for those who do not have email/computer.

If there are any questions, feel free to call or email Ginny Wright or Susan Jensen.

Ginny Wright
630-513-1418
ginny.wright@comcast.net

Susan Jensen
630-232-9089
jensencbs@yahoo.com

Challenge Quilts

Ladies, you may hand in your Challenge Quilts at the August guild meetings. Please make sure your quilt has the identification slip from the bottom of the Challenge Quilt instructions. Your quilt should have a label sewn to the back and the paper instructions pinned to the back. Your entry should be in a pillow case or fabric bag which has your name on it. **Deadline for entries is August 31.** After that time only a bribe of **CHOCOLATE** will allow you to hand in your quilt! Seriously, in order to plan for display, it is essential you do your best to get me your quilt on time. I hope everyone is enjoying making theirs (or at least thinking about it). Email us with questions.

Claire Erickson, cerickson1414@comcast.net

Judy Corfield, jjcorfield@gmail.com

Volunteering

To all members of PSQG,

Again, I would like to thank all Guild members who have so graciously signed up to help as a

volunteer at the upcoming Prairie Treasures' Show in October.

We still have some time slots to fill on **all** days and I ask that you please look at your calendars and sign up to help at our August Chapter meetings. But, one of the areas we still need several additional volunteers is on Saturday with the take-down of the quilts. If you have a spouse, significant other, son, etc. we really could use their help too!! Please remember, if you help on Thursday with the set-up or on Saturday with the take-down, you still will be able to get into the show complimentary.

I hope to see you at the Chapter meetings or please call me at 630-427-1014 or 630-404-1014 to further discuss volunteer opportunities.

For convenience, I will be posting the Volunteer schedule on the Guild website – Quilt Show 2012, and then under the tab “Volunteers” by September 15. Please note, I will not be using last names, only your first name with the initial of your last name, so if you misplaced your time/date reminder slip, please check on the website for your assigned time and location, or feel free to call me.

Thank you again.

Joyce Jaksa
Volunteer Committee
jsjaksa@gmail.com

Raffle Baskets

A gentle reminder that all raffle basket items and raffle baskets are due at our August meeting. If you find yourself in a pinch, please send an email to me at tkasch@comast.net and we'll work out the details! Kathy and I want to thank all of you who have donated quilt items, baskets and great ideas...all are very much appreciated!!

Teresa Kasch and Kathy Elvin
Raffle Basket Co-chairs

Instant Gratification Boutique

Just a reminder that we will be collecting items for the Boutique at the August Guild Meetings. That is the deadline for this year's Quilt Show boutique.

If you do have something to donate after that time, please contact one of us.

Susan Cook
SEC2004@comcast.net
630-377-8517

and

Barbara Stewart
barb_stewart@att.net
630-406-0445

Membership

Welcome to all new and renewing members as we embark on yet another magnificent year of speakers and a multitude of options to become more knowledgeable in techniques-new and refreshed-plus renewing friendships with a fantastic quilt show thrown in!

As you enter every guild meeting please check your name on the alphabetized sheets making one check for one meeting and two checks for two meetings attended in the same month. Guests are welcome for a usual fee of \$5 unless noted otherwise. It is very helpful to be a bit early if you are bringing a guest to a meeting to facilitate the sign-in process. If for any reason your name is not on the membership list please be prepared to pay a guest fee or join the membership.

Barb Burdette
Membership

2012-2013 Board

Executive Board

President	Bonita Deering
Program VP	Caron Carlson
Evening VP	Beth Hoffman
Daytime VP	Teresa Kasch
Secretary	Joyce Jakska
Treasurer	Jan Sharpless

Committee Chairpersons

*indicates co-chairs

Membership	Barb Burdette* Barb Stewart* Elvira Illig *
Newsletter	Becky Hall
Education Coordinator	Yvonne Richter
Public Relations	Christine Buss
Nominations	Joyce Jakska
Activities	Chris Schwarz* Diane Moore*
Bee Keeper	Ginny Wright
Library	Janet Miller
Community Projects	Nancy Aho* Joyce Keane*
Contracts 2013-2014	Sharron Evans
Contracts 2014-2015	Barb Vlack
Quilt Show Chair 2012	Lynn Murphy
Quilt Show Co-Chair	Jan Sharpless

*co-chairs

New Member Tea

September 29th at Batavia Library the guild will be hosting a tea for new members joining the guild for the 2012-2013 year. Those ladies will receive an invitation by mail with further details.

This is an opportunity to become acquainted with all the guild has to offer in a small group setting. If you are one of those "newbies" please mark your calendar for that Saturday morning.

Membership Committee

More Guild information

A thank you

Heartfelt thanks to all of you who reached out to me and my family upon the loss of my husband, Bob. You are all amazing ladies.

Georgia Rodney

From the Beekeeper

The Bees are buzzing with preparation for our Quilt Show by finishing their quilts they have entered. I am continuing to update the list of Bees for the website so that by the show we should have a current list. If you know of a new Bee for which I have no name, a Bee which is now not meeting, or a Bee which just began recently, please let me know.

I am still looking for new members of a Service Bee to meet at Prairie Shop Quilts on the **second Tuesday** of the month or just a new Bee for basic quilt making. If your Bee is looking for new members, please let me know that as well. And keep on buzzing!

Ginny Wright
ginny.wright@comcast.net
 630-513-1418



Guild Members Birthdays in August



Susan Carr	August 9
Sonta Cunningham	August 21
Edith Hubbard	August 21
Veronica Johnson	August 12
Susan Kirby	August 31
Cindy Krelle	August 16
Carol Lauer	August 13
Cindy LeTourneau	August 10
Peggy McNulty	August 26
Darlene Musur	August 2
Ronne Neville	August 28
Suzanne Pottker	August 6
Corrinne Skibicki	August 30

Submitted by Barb Stewart, Membership



From the Education Table

To paraphrase Charlie Brown "Aaauuugh! - I know I have it but I can't find it." Am I losing my mind? No – it is just lack of organization. Our speaker this month, Mary Fisher, will be helping us with organizing tips and here are a few more.

Since we would rather spend money on fabric than on gadgets, go to thrift shops, garage

PSQG August 2012

sales, the Barn Sale, and both the Re-Store It shops in Naperville and Elgin. After all, no one said your sewing table and cutting area can't be an EXECUTIVE desk and credenza. Failing to find what you want there, use your on-line coupon for local craft stores or wait till the Quilt Show – be sure to check out the Scraps and MORE section while you're there.

Countertop space is at a premium. Rather than organizing your rulers in a rack, install a wall grid and hang them. You could even put pegboard at the end of a counter and hang them there. You can hang your rotary cutter there as well. If you have a dedicated sewing room you might even be able to install a small shelf unit for your iron, starch alternative, etc. Clamp on lamps are great for freeing up counter space as well.

While you're out looking at the places above, look for a comfortable rolling chair and a plastic floor mat. The mats come with grippers for carpet and without grippers for solid floors. Your back will appreciate it.

To help you organize and compact what you have, consider the following:

- 1) Have the lamp near your sewing machine be one with places to hold tools used as you're sewing.
- 2) Large size weekly pill reminders can hold your needles.
- 3) Plastic carts on wheels are great for both organizing and taking to the area you're working in. You can take the entire cart or just one drawer.
- 4) Bonnie Hunter cuts scraps into different size blocks, bricks, and strips. You can use small drawer dividers, disposable food storage containers, kitchen silverware organizers, or pencil boxes for separating them into sizes and colors.



- 5) Vacuum seal bags for blankets can be used to compact your batting and fleece.
- 6) Make space for your clothes drying rack in your sewing area. It is invaluable for hanging large strips on as you cut them, draping fabric over as you iron lengths, or draping your project on as it comes off your sewing machine.
- 7) A men's tie rack is great for sorting strips in different colors, lengths, and widths. (Remember the Roman Stripes workshop?)
- 8) Don't ignore kitchen stuff for ways to help you organize. A kitchen tool carousel works great for pencils, scissors, snips, markers, etc. Drawer dividers also work great for needles, extra rotary blades, lint brushes, machine cleaning tools, erasers, sharpeners, tape measurers, empty bobbins....
- 9) Zippered bags come in 2 and 2 1/2 gallon sizes for storing your current blocks or protecting fabric cut for your next project. Save the zippered plastic bags from blankets for the same purpose. (Don't plan on leaving your fabric in a plastic bag for long term.)
- 10) Garment bags designed for holding multiple sweaters in the closet can double as storage space for fabric.
- 11) If you're laying your fabric down in a drawer, you can't see what you have. Think about a wire mesh basket that fits inside your drawer and folding your fabric so all pieces are visible. Write a note for each piece as to the

amount of fabric and safety pin it to the fabric so you're not always pulling pieces out to measure them.


12) Put together a tote of tools, etc., you would use to sew while traveling and keep them there. You really want a tote with a handle that allows you to carry it one handed – a tackle box, mechanics tool chest, sturdy cloth bag with multiple pockets. If you have a 2nd set of rulers, rotary cutter, and a small mat keep them with that tote. Nothing is worse than getting to the motel and realizing you forgot to bring a crucial tool. (I pack a small table lamp and a multiple outlet extension cord as well.)

13) Thread racks are great but take up shelf space or (if hung on the wall) let the thread accumulate dust. Cases for match box cars hold standard spools of thread, protect it, and can easily be packed when traveling.

14) Instead of keeping all the instructions with your different types of fabric markers, use a fine permanent marking pen to write on the side of the marker how to use it.

Hopefully you've gotten at least one idea that you can use. If you didn't get your "chain piecing thread snip" at the June meeting, please stop by the education table and get one. The instructions for making 8 half square triangles at once are on the web site.

Yvonne Richter
Education coordinator



Member News

This is a new section dedicated to news from you, the members!

Have you shown your quilts somewhere else, and perhaps won a ribbon? Or the County Fair? Let us know! Are you having a "sewing room garage sale?" Let us know. Space permitting, your name could appear here!

Dorothy Andrews showed her quilt "Color Wheel" at the Fine Arts Fiesta in West Chicago during Railroad Days and won first prize in the Crafts section. Dorothy died the fabrics in the Dagmar Klos dyeing workshop from the guild, back in January 2011.

We are grieving the loss of **Peggy Degler**, a long time PSQG member from Geneva, who passed away Saturday, August 11, at home, after a long battle with cancer. Peggy was an active daytime member, often assisting with refreshments at the morning chapter meetings. She exhibited quilts at many of our guild shows. She loved to piece by hand and often worked on one project at a time and finished it before moving on to another (!). She approached each quilt with a new challenge attached to it.

From outside the Guild

Heritage Quilters Guild

The Heritage Quilters Guild presents their **Harvest of Quilts** show September 22nd and 23rd. The show will be held at Liberty Jr. High School in New Lenox, IL. Hours are 10:00 to 5:00 on September 22nd and 10:00 to 4:00 on September 23rd. Admission is \$6. For more information see their website at www.heritagequiltersguild.com.

DeKalb County Quilter's Guild

Harvest of Quilts show September 29th and 30th. The show will be held at Sycamore Middle School in Sycamore, IL. Hours are 10:00 to 5:00 on September 29th and 11:00 to 5:00 on September 30th. Admission is \$5 for one day or \$6 for both days. For more information see their website at www.dccqg.org.

Calendar of Events

Check the body of the newsletter for more details. All events take place at Bethlehem Lutheran Church in St. Charles unless otherwise noted.

August Meetings

Board Meeting: Tues. August 7, 7:00 p.m.

Evening Guild: Mon. August 27, 7:00 p.m.

Morning Guild: Tues. August 28, 9:30 a.m.

September Meetings

Board Meeting: Tues. Sept. 4, 7:00 p.m.

Evening Guild: Mon. Sept. 24, 7:00 p.m.

Morning Guild: Tues. Sept. 25, 9:30 a.m.

ADVERTISING RATES

1/8 page \$10/issue (business card size)

1/4 page \$20/issue


1/2 page \$40/issue

Above rates apply to a single issue. A purchase of the same-size ad for a year (11 issues) earns a 10% discount. Ads accepted only for quilting or quilt-related subjects and must be prepaid. Deadline for ads (getting copy or camera-ready artwork to the Editor) is the first of the month in which you wish the ad to appear. Call or email the Editor if you have any questions.

SUBSCRIPTION INFORMATION

Prairie Star Press Subscription Only Rate:

Non-members of PSQG wishing a subscription to the **Prairie Star Press** may subscribe for \$15/year (11 issues). Make check payable to PSQG and send to PSQG, P.O. Box 1460, St. Charles, IL 60174-1460. PSQG trades complimentary issues of the **Prairie Star Press** with other guilds upon request.



Prairie Star Quilters Guild
P. O. Box 1460
St. Charles, IL 60174-1460

FIRST CLASS MAIL

Dated Material