


PRAIRIE STAR PRESS



PRAIRIE STAR QUILTERS GUILD
St. Charles, IL

PSQG Website: <http://www.psqg.org>

VOLUME XXXV, ISSUE NO. 2
July 2014

From the A.M. Vice President

July is my favorite month! Picnic time, a whole new year of programs and guest speakers, and this year our bi-annual quilt show, Prairie Treasures. Wow!

Let's start with the picnic, coming up on Monday the 28th of this month and beginning with a preview of some of the items available at the quilt show. We'll all have an opportunity to view and buy fat quarters, scraps from the booth, and items donated with the scraps that aren't sold at the show. After a shopping spree, the program will feature the foods you bring. And don't forget to bring your Quilt-O boards. We'll be playing Quilt-O after we eat.

Then in August Nancy Mahoney will share her talents with us. You've seen her picture in so many favorite quilt magazines you'll recognize her right away. Her two workshops are Dancing Dots and Twirly Swirly. You've seen them featured at our monthly meetings. There's still time to sign up and get your materials together.

September brings Sue Garman sharing her talent on Creativity and the Design Process. Who couldn't use a good helping of inspiration for creating new quilt designs?

This year is our Quilt Show year. Don't forget to enter your quilts for display at our bi-annual Prairie Treasures Quilt Show. And then October's meeting will be our post-show meeting featuring the winning entries and some notes from the show.

I'm looking forward to being with friends who all share the same passion for needle and thread and some great fabric and creation ideas. Join me and grow along with me in your quilting know-how.

Gail Myers, A.M. Vice-President

Included in this issue (if you're reading this online, click on a title to jump right to that page):

From the A.M. Vice President	1
Membership	2
2014-2015 at a glance	2
Quilt Show Countdown! 12 Weeks!!	2
Activities	3
Happy Birthday to ...	3
Community Projects	3
All Guild Picnic notes	4
Programs and Workshops	4
❖ August 25 and 26: Nancy Mahoney	4
❖ Monday workshop: Dancing Dots (August 25)	5
❖ Tuesday workshop: Twirly Swirly (August 26)	5
❖ Sept. 22 and 23: Susan Garman	6
❖ Monday workshop: Rose Fans (September 22)	6
❖ Tuesday: Papercut Fancy (September 23)	7
Coming up at the Education Table	7
Library Suggestions?	8
In Memory of Suzy Pottker	8
Advertising Rates	9

Membership: Dues are PAST due

Haven't paid your 2014-2015 dues? We are looking for you to continue to be a part of this terrific quilt guild, because without you, we are missing a beautiful piece of the quilt called Prairie Star Quilt Guild! So what to do? You have **three** options:

- ❖ Print off a copy of the Membership Registration form on www.psgq.org, fill it out, make a check out for \$35 to PSQG and mail all to Chris Berry, Membership Co-Chair. Her address is on the form.
- ❖ Print off a copy of the Membership Registration form on www.psgq.org, fill it out, make a check out for \$35 to PSQG, bring it to the Picnic on Monday, July 28th and turn in at the Membership Table.
- ❖ Don't have a printer? Pick up a copy at the Picnic and August meetings.

Reminder: To be part of our upcoming quilt show, your membership must be paid in full with a current Membership Registration form on file for this year.

Also, **starting in August** you will be charged the **guest fee of \$10** to come to the meeting if your membership is not paid. If you have any questions or concerns regarding Membership Registration for this guild year, please don't hesitate to email Chris Berry, Teresa Kasch or Juanita Brooks - your Membership Co-Chairs!! Let's make it another fabulous guild year!!

Teresa Kasch (tkasch@comcast.net), Chris Berry (cberry1022@att.net), and Juanita Brooks (jibrk@sbcglobal.net)

Quilt Show Countdown! 12 Weeks!!

Yes! It's only 12 weeks until we all get to go to the DuPage County Fairgrounds and see all the wonderful quilts, visit new and favorite vendors, acquire those older magazines and books we wish we were subscribed to, enlarge our stash of scraps, and purchase some gifts at the Boutique! Plus the Raffle Baskets will be wonderful, and you might just buy 6 more Raffle Quilt tickets... it could be the lucky ticket! And who doesn't want Elaine's Pulled Pork Sandwiches?

OK Ladies!! Some important dates coming up!!

On July 28, from 2:00 to 5:00 p.m., just before the picnic starts, we need SEWers! (Right: not stinky sewers!!) We will be meeting at the Congregational United Church of Christ, Campton Hills (same

2014-2015 at a glance

Month	Speaker
July	Picnic - we will play Quilt Fabric Bingo
August	Nancy Mahoney, from Sparta Georgia http://nancymahoney.com/
Sept.	Sue Garman from Houston, TX www.comequilt.com
October	post show
Nov.	
January	Lynn Schmitt from Wheaton www.adifferentboxofcrayons.com
Feb.	Mickey Depre from Oak Lawn www.mdquilts.com
March	Sue Spargo from Uniontown, OH www.suespargo.com
April	In house demos after the Annual Meeting
May	Banquet speaker: Jan Krentz from San Diego, CA



PGSG July 2014

location as the picnic) to sew new drapes for displaying our quilts at the show. If you would like to help out, email jbsharpless@ameritech.net or drslm@comcast.net and let us know! Bring your sewing machine and black thread. We also would love to have a serger-SEWER too!!

At the Picnic we will be accepting your paperwork for displaying your quilt at the show. The application form is on-line on the psqg.org website under the Quilt Show button, then the "members" button (click here to go there directly: http://psqg.org/quilt_entry). Please turn in two (2) copies of the form along with two (2) photos of your quilt. The photos can be printed on standard white 8.5"x11" paper, and only one photo must be in color. If you need help with the photos, contact Lynn Murphy or Edith Hubbard. Remember: your quilt does **not** have to be finished!! The photo is needed just to see the basic style and color of your quilt.

Another plea for Boutique items! Please help add to the variety and number of items we can offer for sale. Some ideas are: thread catchers, aprons (Grandmother/Granddaughter), small and large zippered bags, bags with clear plastic windows, gift tags, luggage tags, baby quilts, pillowcases, I-Spy bean bags, school supply bags, and placemats.

And please, don't forget to sign up as a volunteer while you are at the Picnic.

Thanks everyone!

Jan Sharpless, Chris Schwarz and Leslie Nyckel

Activities

Consider this your last reminder to come to the **fantastic July PSQG Picnic!** Monday, July 28, 2014; 6:00 -9:00

Place: Congregational United Church of Christ, 40W451 Fox Mill Blvd, St Charles, IL 60175 (For directions, go to their website:<http://www.cuccstc.org/>)

The evening will consist of:

1. **Food** (you bring a dish to pass and your table service; we provide lemonade and iced tea). Those with last names beginning with A through P should bring salads; Q through Z

Happy Birthday to ...



Darlene Musur	August 2
Peggy Lyons	August 5
Susan Carr	August 9
Cindy LeTourneau	August 10
Veronica Johnson	August 12
Carol Lauer	August 13
Connie Pomeroy	August 14
Cindy Krelle	August 16
Beth Martin	August 19
Edith Hubbard	August 21
Mary Ellen Janes	August 25
Peggy McNulty	August 26
Ronnie Neville	August 28
Corrinne Skibicki	August 30
Susan Kirby	August 31

Community Projects

We had 17 quilts turned in for CASA in June! Those contributing were:

- ❖ Nancy Aho
- ❖ Donna Boyd
- ❖ Barb Bullock
- ❖ Barbara Carlson
- ❖ Susan Carr
- ❖ Joyce Cooper
- ❖ Merna Cunningham
- ❖ Gwyn Johnson
- ❖ Lois Larson
- ❖ Pat Noonan
- ❖ Mary Weinschreider
- ❖ Susie Wing
- ❖ Carol Wood

Thank you, ladies, for giving your time and talent.

PGSG July 2014

should bring desserts. Don't forget to bring your own place setting, too!

2. **Shopping.** The Scraps Committee is offering guild members an advance opportunity to buy some of the wonderful stuff that has been donated for the quilt show - fat quarters for 50 cents, fat eighths (or equivalent) for 25 cents, notions (including Accucut GO dies) for way below market prices. How can you lose???

3. **Fun - Quilt Bingo.** Bring your fabric Bingo card and markers (buttons would be good). For further information on creating your Bingo card, go to the PSQG Website (<http://psqg.org/wp-content/uploads/2014/03/PSQG-July-How-to-make-the-Bingo-card.pdf>). Great prizes!

4. **Giving Back** - Bring pairs of gently used shoes, which will be magically (or not so much) transformed into clean water for those who don't have it, as well as foot coverings for those who are almost always barefoot.

Although we won't be doing our usual Show and Tell, **we welcome young quilters to join in our fun and bring what they've done to share with us.**

So, **be there or be square** (as they used to say when we were in school)!

Questions? Contact us

Susan Strasser (strasser23@gmail.com) and Mary Stewart (maryk_stewart@hotmail.com).

Programs and Workshops

August 25 and 26: Nancy Mahoney

Nancy Mahoney is a prolific quilt designer and maker and a talented teacher and lecturer. We're lucky to reserve a place in her busy schedule of teaching all over the country for guilds and conferences. You may find her quilt designs in one of your quilt magazines – she appears in many! She takes inspiration from traditional quilts and ranges from Civil War reproductions to 30s to batiks to modern. Her lecture for both meetings is "Two Block Wonders," in which she showcases how to combine two blocks to

All Guild Picnic notes

When:	July 26, 6 to 9 p.m.
Where:	Congregational United Church of Christ, St. Charles/Campton Hills http://www.cuccstc.org/
Food to bring	A - P salads Q - Z desserts
Also bring	<ul style="list-style-type: none">Your plate and utensilsPatchwork Bingo cardsSomething to mark withShoes to donate
Notes	<ul style="list-style-type: none">Shopping begins at 5LaFox road is under construction – plan ahead

Two Machines For Sale

Bernina 730

- Embroidery, Bernina Stitch Regulator, & all original accessories
- 855 built in stitches, 9mm stitch width, sews in 16 directions, over 100 [embroidery designs inc.](#)
- Serviced by a Licensed Bernina Technician in April 2014

Original Price \$8,000.00

Sale Price \$3,000.00

Bernina 2500DCET Serger

- 5-4-3-2 Thread Capability, Free Arm, 1500 stitches per minute, differential feed,
- Self-adjusting tension, converts to cover & chain stitch, needle up/down
- Serviced by a Licensed Bernina Technician in April 2014
- Original Price \$1,800.00 **Sale Price \$500.00**

Contact: Mary Kline, 630-553-6136


PGSG July 2014

make fabulous quilts. You'll love her trunk show. Look at what she presents about herself and her work at her website:

www.nancymahoney.com.


Monday workshop: Dancing Dots

In this class, Nancy will share her machine appliqué techniques using plastic templates and spray starch for flawless appliqué results. Class will encompass all aspects of invisible machine appliqué including template and pattern piece preparation, tips for laying out perfectly placed designs, and step-by-step instruction for using your sewing machine to achieve finished appliqués that truly look hand stitched. Quilt shown in *American Patchwork & Quilting*, June 2010. Pattern included for each student. Finished size: 69" x 79". Based on *Simple Circles and Quick Curves* book. It's on the cover in a different colorway!



Tuesday workshop: Twirly Swirly

This brand new workshop (so new the name last month was "There are Jewels in Those Scraps!") is available for the very first time at PSQG! This scrappy pieced block project that can be interpreted at least 17 different ways depending on how the blocks are rotated to accent secondary designs. The block, designed by Nancy, is a variation of Jewel Box. Scrap lovers will have a ball in this workshop. You can precut your fabric for piecing 4 patch units with 2 1/2" strips or squares. Set these with half-square triangles cut from 4 7/8" squares sewn together.



Blocks will finish to 12" and can be assembled to make quilts of many sizes. Nancy will have directions. The workshop will be a fun time for visiting after the Tuesday morning meeting and you'll learn some tips and tricks for creating a fun quilt. Have you noticed that this is a quilt design worthy of SCRAPs?

Dancing Dots workshop notes

Date	Monday, August 25 th
Hours:	9:00 a.m. to 4:00 p.m.
Cost:	\$40 Members \$45 Non-members
Additional fees:	None
Supply list link:	supply list
Non-member registration opens	Now open
Notes	There is some preliminary sewing

Twirly Swirly workshop notes

Date	Tuesday, August 26 th
Hours:	1:00 9.m. to 4:00 p.m.
Cost:	\$25 Members \$30 Non-members
Additional fees:	None
Supply list link:	supply list
Non-member registration opens	Now open

September 22 and 23: Susan Garman

Note the dates! The fourth Monday is early this month, our meetings are the 22nd and 23rd!

Susan Garman will be joining us to lecture about Creativity and the Design Process. This popular award-winning quilter has been designing and making quilts for over 40 years. You may have seen her on *The Quilt Show*, for whom she has designed some of their Block of the Month quilts. She loves traditional and whimsical quilts. Her designs include beautiful appliqué and intricate piecing. Check out the gallery on her website:

www.comequilt.com. In this one-hour lecture, Sue shares a retrospective view of how her quilt designs have developed across time. With photos, stories, and quilts, she will inspire, educate, and humor you. Along the way, you'll learn a lot about how you can incorporate some of her experiences and knowledge into your own quilt making. You will go home ready to dive into your sewing area with fresh new ideas and energy!

Monday workshop: Rose Fans

In this workshop, Sue will talk about needle-turn techniques, including off-unit appliqué, reverse appliqué, stems, perfect circles, and marking. This 15-inch block (finished size) can be used in a Baltimore album quilt, a Bed of Roses quilt, it can be set on point and used as the center of a medallion quilt, or four of them together would make a wonderful four-block quilt with a secondary pattern. Skill level: knowledge of appliqué is required, though you don't have to be an "expert." Materials fee of \$5 includes pattern and one set of freezer paper overlays.



This class will also be available, starting in July, to non-members for an additional \$5.00 fee. Registration for members will be open at the June meetings or contact Barb Vlack at barb@barbvlack.com.

Welcome new members!

We wish to welcome 5 new members this month:

- ❖ Jan Beatty from Shorewood
- ❖ Michelle Jackson from Winfield
- ❖ Dee Kelly from Aurora
- ❖ Diane Kelsey from West Chicago
- ❖ Isabel Krystal from St. Charles

Help us make these new members feel welcome!

Rose Fans workshop notes

Date	Monday, Sept. 22 nd
Hours:	9:00 a.m. to 4:00 p.m.
Cost:	\$40 Members \$45 Non-members
Additional fees:	\$5 materials fee
Supply list link:	supply list
Non-member registration opens	August

Tuesday: Papercut Fancy

In this workshop, learn basic appliqué skills using a traditional papercut design block. All aspects of appliqué will be covered. The papercut block can be used in a pillow or a center medallion, a 4-block quilt, or a larger quilt with more papercut blocks in it. No supply fee is required. Skill level: basic knowledge of appliqué is required.



Note: only one of the four blocks above will be started in class.

Barb Vlack, 2014-2015 Program VP

Coming up at the Education Table

Coming up at the Education Table

Barb and I (Edith) want to let you know what we plan for the Education Table for the next few months.

In **August** I will tell you about **labels** for your quilts. There are so many types of labels, fancy labels, informative labels, and just plain labels.

In **September** Ginny Wright will give us information for the **hanging sleeves** for our quilts for the Quilt Show.

October will be our **Quilt Show Review**.

In **November** there will be **a pattern** for a heart shaped needle keep just in time to make for Holiday gifts for your stitching friends.

*Edith Hubbard & Barb Stewart
Education Coordinators*

Papercut Fancy workshop notes

Date	Tuesday, Sept. 23 rd
Hours:	12:30 a.m. to 3:30 p.m.
Cost:	\$20 Members \$35 Non-members
Additional fees:	None
Supply list link:	supply list
Non-member registration opens	August



Prairie Patch Quilt Studio *Professional Longarm Machine Quilting*

*Erica Barrett
Prairiepatch.eb@gmail.com
630-632-9185
Wheaton, IL*

*Award winning quilting
Quilting since 1985
Longarming since 2004*

Tired of wrestling your quilt into your home sewing machine
~or~ the length of time it takes to hand-quilt your quilt?
Need a sense of accomplishment? Bring your pieced top to me for quilting. You can go on to your next project while your quilt is being quilted! Clear those UFO's out of your sewing space.


So many quilts, so little time

From table runners to King-size quilts, precision quilting is completed for you with care and prompt turnaround.

Together, we will finish your quilt

Library Suggestions?

The Library Committee would love to have suggestions for new books for the library. Send your recommendations to Janet Miller at janetmiller800@yahoo.com.



In Memory of Suzy Pottker

Prairie Star has had a long tradition of placing a memorial book in the guild library in honor of a member who has passed away. This year we have lost an active member of the guild, Suzy Pottker. In her memory I have purchased the book *Liberated Quiltmaking II*, by Gwen Marston, for the Guild library. This book was written as an inspiration for innovative quilters who make their own rules for creating beautiful quilts. You can see why I chose it as I relate a "Suzy" story to you.

A few years ago I happened to attend the guild retreat where I first got to know Suzy. I met her, by chance, at the quiltfabric.com quilt store as she was choosing fabric to use for her weekend project. I remember she chose two black and white prints and a red one. She took them back to her work area at the retreat center and started planning a quilt of her own design. After she figured out what she wanted to do, she started cutting and sewing. By the time "show and tell" had arrived she had a completed a beautiful quilt top. Amazing!

If you would like to try your hand at making a quilt "with no rules" you might like to check out what Gwen Marston has advocated as a way to play with your sewing machine and have a lot of fun while you are doing it.

Janet Miller, PSQG Co - Librarian

Guild Board 2014-2015

President	Joyce Jaksa
Programs Vice President	Barbara Vlack
Evening Vice President	Beth Hoffman
Daytime Vice President	Gail Myers
Secretary	Susan Wing
Treasurer	Lynn Murphy
Membership *	Teresa Kasch Chris Berry Juanita Brook
Newsletter	Becky Hall
Education *	Barbara Stewart Edith Hubbard
Public Relations	Caron Carlson
Nominations	Ginny Wright
Activities *	Susan Strasser Mary Stewart
Bee Keeper	Cindy Krelle
Community Projects *	Nancy Aho Pat Noonan
Library *	Liz Fitzgerald Janet Miller
Contracts 2014-2015 *	Joanne Sattler Quilting Contessas
Quilt Show Chair 2014	Jan Sharpless
Quilt Show Co-Chairs 2014 *	Chris Schwartz Leslie Nycke

* Indicates Co-Chairs

ADVERTISING RATES

1/8 page \$10/issue (business card size)

1/4 page \$20/issue


1/2 page \$40/issue

Above rates apply to a single issue. A purchase of the same-size ad for a year (11 issues) earns a 10% discount. Ads accepted only for quilting or quilt-related subjects and must be prepaid.

Deadline for ads (getting copy or camera-ready artwork to the Editor) is the first of the month in which you wish the ad to appear. Call or email the Editor if you have any questions.

SUBSCRIPTION INFORMATION

Prairie Star Press Subscription Only Rate: Non-members of PSQG wishing a subscription to the **Prairie Star Press** may subscribe for \$15/year (11 issues). Make check payable to PSQG and send to PSQG, P.O. Box 1460, St. Charles, IL 60174-1460. PSQG trades complimentary issues of the **Prairie Star Press** with other guilds upon request.



Prairie Star Quilters Guild

P. O. Box 1460

St. Charles, IL 60174-1460

FIRST CLASS MAIL

Dated Material